

# Model A Parts

1928  
to  
1931



Helpful Information

## Specifications

Rear Axle Ratio: 1928-31. 3.78-1 Std.  
Cam Bearings: 1-9/16" Diameter — Clearance .003 Max.  
Cam Lift: .302"  
Camshaft Gear: 50 Tooth Phenolic Resin  
Connecting Rod: 1-1/2" Dia. x 1.625" Clearance .001  
Connecting Rod Length: 7.5  
Cooling System: Capacity 3 Gals.  
Crankshaft: Journals 1.625" Diameter  
Crankshaft Gear: 25 Tooth Steel  
Front & Center Main Bearing: 1.625" Dia. x 2" Long — Clearance .001  
Rear Main Bearing: 1.625" Dia. x 3" Long, Clearance .001"  
Crankshaft End Play: .002" to .004"  
Tire Size: 1928-29 — 4.50 x 21, 1930-31 — 4.75 x 19  
Tire Pressure: 35 P.S.I.  
Tread: 56"  
Engine: Bore — 3.875" Stroke — 4.250"  
Horsepower: 40 @ 2200 RPM  
Compression Ratio: 4.22 to 1.  
Displacement: 200.5 C.I.  
Firing Order: 1-2-4-3  
Color: Ford Engine Green  
Fuel Tank: Capacity 11 Gallons  
28-9 10 Gal.  
30-1 11 Gal.  
Ignition: Plug Gap .035  
Point Gap: .018" to .022 Gap  
Oil Capacity: 5 Quarts  
Valve Train: Spring Pressure 36#  
Valve Tappet Clearance: .015"  
Wheelbase: 103-1/2"  
Head Torque: 50 ft.-lbs.







## Motor Numbers for Reference Only

1928:	1-810,122
1929:	810, 123-2, 742,695
1930:	2, 742, 696-4, 237, 500
1931:	4, 237, 501-4, 849, 340



# Model A Parts

Part #	Description	Reqd. Years	Price
	19" + 21"		
	30 X 3 + 30 X 3-1/2		
	16"		
	18"		

## Wheels & Tires

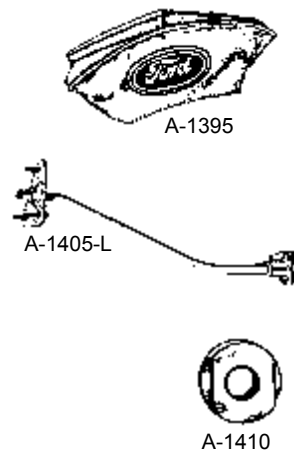
	CC-19T	Lucas Tire 475/500 - 19" "Olympic" Tread. This is a cost effective 4 ply nylon tire. Import.	1930-31	110.00 ea.
	CC-21T	Lucas Tire 440/450 - 21" "Olympic" Tread. This is a cost effective 4 ply nylon tire. Import.	1925-29	110.00 ea.
	A-1012-B	Hub Bolt Nut. Acorn style. Plated.	23	1928-31 1.25 ea.
	A-1012-BS	Hub Bolt Nut Set. Acorn style. Plated. (Set of 23)	1928-31	24.95 ea.
	A-1012-C	Hub Bolt Nut. Acorn style. Chrome plated.	23	1928-31 1.50 ea.
	A-1012-CS	Hub Bolt Nut Set. Acorn style. Chrome Plated. (Set of 23)	1928-31	28.95 ea.
	A-1012-W	Lug Nut Washers. Stainless steel. (5 pc. set) (Use when tapered lug nut seat is badly worn.)	1928-53	2.50 set
	A-1015-BR	21" Wheel. Made as original. Supplied in primer.	1928-29	430.00 ea.
	A-1015-D	19" Wheel. Made as original. Supplied in primer.	1930-31	430.00 ea.
	A-1023-BR	Spoke Brush. Great for cleaning 'A' rims.	All years	5.00 ea.
	A-1024	Rubber Rim Liner. Fits around rim to protect inner tube from damage. Fits 19" & 21" wheels.	1926-31	1.95 ea.
	A-1105	Front Hub. New. USA. High quality machined ductile steel. Hub is ready to have studs & drum installed. Passenger & Pickup.	2	1928-31 199.95 ea.
	A-1107	Front Hub Bolt. .62 dia., 1/2-20. 1.44 OA lgth.	10	1928-35 .85 ea.
	A-1115	Rear Hub. New. USA. High quality machined ductile steel. Hub is ready to have studs & drum installed. Passenger & Pickup.	2	1928-31 229.95 ea.
	A-1118	Rear Hub Bolt. .62 dia., 1/2-20 1.09 OA length.	10	1928-31 .95 ea.
	A-1119	Hub Bolt Swedging Tool. Used to swedge shoulder of stud to the brake drum. (20 ton arbor press must be used with it).	1	1926-48 6.95 ea.
	A-1125	Front Brake Drum. Cast iron. Ready for installing on the hub. USA. Pass. & Pickup.	2	1928-31 119.95 ea.
	A-1126	Rear Brake Drum. (as above) Pass. & Pickup	2	1928-31 119.95 ea.
	A-1127	Brake Drum Reinforcing Band. Eliminates brake drum distortion, noise & clatter. Lengthens the life of the lining & keeps brakes in adjustment longer. Only use w/original drums.	1	1928-31 34.95 ea.
	A-1129	Trim Ring for Hub Cap. Chrome plated. This is an accessory of the time.	1928-29	6.50 ea.

# Model A Parts


Part #	Description	Reqd. Years	Price
<b>Wheels &amp; Tires</b>			
	A-1130-BR	Hub Cap. Stainless steel.	1928-29 9.95 ea.
	A-1130-SL	Hub Cap. Stainless steel w/ steel inner liner.	1930-31 9.95 ea.
	A-1139	Hub Dust Cap. Drive-in style.	2 1928-48 1.95 ea.
	A-1139-B	Hub Dust Cap. Screw-in style.	2 1931-35 3.95 ea.
	A-1175	Rear Wheel Grease Seal. Fits in hub.	2 1928-36 2.95 ea.
	A-1175-A	Rear Wheel Grease Seal. Lg Truck. 3.78" OD	2 1928-29 17.95 ea.
	A-1175-B	Rear Wheel Grease Seal. Lg Truck. 4.013" OD	2 1930-34 7.95 ea.
	A-1180	Snap Ring for A-1225 & A-1175 in the Hub. (Also used with A-7040 at rear of A-7025)	2 1928-36 1.95 ea.
	A-1183	Rear Wheel Hub Gasket on Axle. Behind A-1185.	2 1928-48 .50 ea.
	A-1185	Rear Wheel Hub Washer. Fits between A-1183 & A-4242.	2 1928-48 .25 ea.
	A-1190	Front Hub Inner Seal. Located at base of spindle to keep grease from brake material.	2 1928-34 1.95 ea.
	A-1195	Front Spindle Washer. Acts as grease retainer.	2 1928-53 1.25 ea.
	A-1201	Front Wheel Inner Bearing. Fits A-1202.	2 1928-48 18.95 ea.
	A-1201-A	Front Wheel Inner Bearing. Large Truck.	2 1928-29 29.95 ea.
	A-1201-B	Front Wheel Inner Bearing. Large Truck.	2 1930-59 14.95 ea.
	A-1202	Front Wheel Inner Bearing Cup. Fits A-1201.	2 1928-48 12.95 ea.
	A-1202-A	Front Wheel Inner Bearing Cup. Large Truck.	2 1928-29 12.95 ea.
	A-1202-B	Front Wheel Inner Bearing Cup. Large Truck.	2 1930-37 12.95 ea.
	A-1216	Front Wheel Outer Bearing. Fits A-1217.	2 1928-48 29.95 ea.
	A-1216-A	Front Wheel Outer Bearing. Truck.	2 1928-29 14.95 ea.
	A-1216-B	Front Wheel Outer Bearing. Truck.	2 1930-37 16.95 ea.
	A-1217	Front Wheel Outer Bearing Cup. Fits A-1216.	2 1928-48 10.95 ea.
	A-1217-A	Front Wheel Outer Bearing Cup. Truck.	2 1928-29 11.95 ea.
	A-1217-B	Front Wheel Outer Bearing Cup. Truck.	2 1930-37 12.95 ea.
	A-1218	Front Spindle Nut & Cotter Pin.	2 1928-35 1.95 ea.
	A-1220	Wheel Bearing Grease. Premium grade high quality Hi-temp red grease from Timken is formulated to protect bearings from rust & corrosion & extended bearing life.	1 1909-48 6.95 ea.
	A-1225	Rear Wheel Bearing. Fits inside hub.	4 1928-36 28.95 ea.
	A-1225-B	Rear Wheel Bearing. Fits in hub. Truck.	2 1930-34 49.95 ea.
	A-1379-AR	Rear Spare Wheel Bracket. Fits Roadster, Cabriolet, Coupe & Sport Coupe.	1 1928-29 56.95 ea.
	A-1379-B	Rear Spare Wheel Bracket. Fits Roadster, Cabriolet, Coupe & Sport Coupe.	1 1930-31 56.95 ea.
	A-1380-B	Rear Spare Wheel Bracket. Fits Tudor, Standard Fordor, Phaeton, Town Sedan, Taxi Cab, Town Car.	1 1928-31 56.95 ea.
	A-1381	Rear Spare Bracket Support. Cast bracket fits curved inner panel (PA-1). Top bolt of carrier goes thru hole in end. Coupe, Roadster & Cabriolet.	1 1930-31 7.95 ea.
	A-1381-B	Rear Spare Bracket Support. Steel brace supports inside of outer panel (PH) below deck lid. Coupe, Roadster & Cabriolet.	1 1930-31 37.95 ea.
	A-1390	Rear Spare Bracket Block-off Screw Set. For use with side mount spare. (3 pcs.)	1 1928-31 5.95 set

# Model A Parts

Part #	Description	Reqd.	Years	Price
<b>Wheels &amp; Tires</b>				
A-1395-AB	Spare Tire Cover for 21" Tire. Black vinyl with script screened in Ford blue.	1	1928-29	37.95 ea.
A-1395-AT	Spare Tire Cover for 21" Tire. Tan vinyl with script screened in Ford blue.	1	1928-29	39.95 ea.
A-1395-BB	Spare Tire Cover for 19" Tire. Black vinyl with script screened in Ford blue.	1	1930-31	37.95 ea.
A-1395-BT	Spare Tire Cover for 19" Tire. Tan vinyl with script screened in Ford blue.	1	1930-31	39.95 ea.
A-1400	Sidemount Bracket to Frame Bolt Set. (9 pcs.)	1	1928-34	4.50 set
A-1405-AR	Sidemount Bracket with Plate. Fits either side.	1	1928-29	49.95 ea.
A-1405-L	Sidemount Bracket with Plate. For spare tire mounted in left (Driver side) front fender.	1	1930-31	74.95 ea.
A-1405-R	Sidemount Bracket with Plate. For spare tire mounted in right (Pass. side) front fender	1	1930-31	74.95 ea.
A-1410	Sidemount Tire Arm Grommet. Exact duplicate.	1	1928-31	1.00 ea.
A-1448	Sidemount Plate Square Neck Stud. (Also 2 Top Studs on A-1379-AR & B)		1928-31	1.50 ea.



19" + 21"



30 X 3 + 30 X 3-1/2

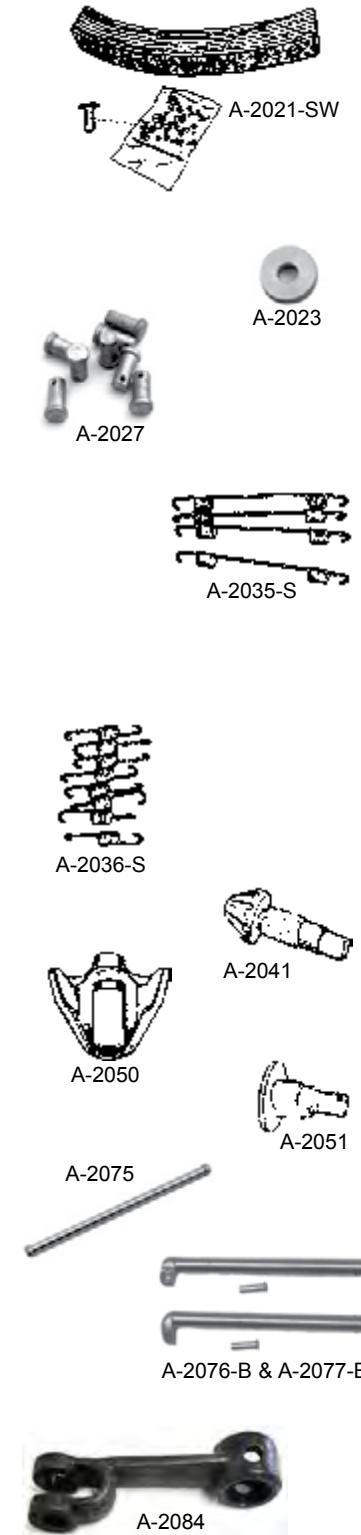
Part #	Description	Reqd.	Years	Price
<b>Inner Tubes with long rubber stems</b>				
CC-1	Inner Tube, 30 x 3-1/2. Use in 30 x 3 & 31 x 4 Tires.		1909-25	21.00 ea.
CC-2	Inner Tube, 4:50/5:50 x 21"		1925-29	21.00 ea.
CC-3	Inner Tube, 4:75/5:50 x 19". (Also used in 5:00 x 20")		1930-31	21.00 ea.
CC-4	Inner Tube, 5:25/5:50/6:50 x 17" or 18".			21.00 ea.
CC-5	Inner Tube, 5:50/6:00 x 16".			21.00 ea.
CC-21T	Lucas Tire 440/450 - 21" "Olympic" Tread. This is a cost effective 4 ply nylon tire. Import.		1925-29	110.00 ea.
CC-303T	Wards Riverside 30 x 3 Tire. A very popular replacement tire of the period. 4 ply nylon.		1908-18	151.00 ea.
CC-3035T	Wards Riverside 30 x 3.5 Tire. A very popular replacement tire of the period. 4 ply nylon.		1909-25	152.00 ea.

## Service Brake

A-2000	Adapter Ring Set for Juice Brakes. Converts '28-36 spindles to hydraulic brake backing plates from '39-48 Fords. Large ring centers plate on spindle. Small ring fits behind A-1201 brg.	1	1928-36	16.95 set
A-2011	Front Backing Plate Bolt Set. (8 bolts & 8 castle nuts per set). 1 set per car.	1	1928-34	10.95 set
A-2011-C	Front Brake Roller Track Set. Produced & heat treated to factory specifications. Complete for both front wheels.	1	1928-34	24.95 set
A-2011-D	Rear Brake Roller Track Set. Produced & heat treated to factory specs. Complete for both rear wheels. (Includes A-2230 & A-2231)	1	1928-34	98.50 set
A-2013	Brake Track Rivets (4 pc. set). These special rivets are used for front or rear brake tracks. Must be installed red hot. (Protect short end when peening rivet.) Fits 1928-34 except AA/BB.		1928-34	3.50 set

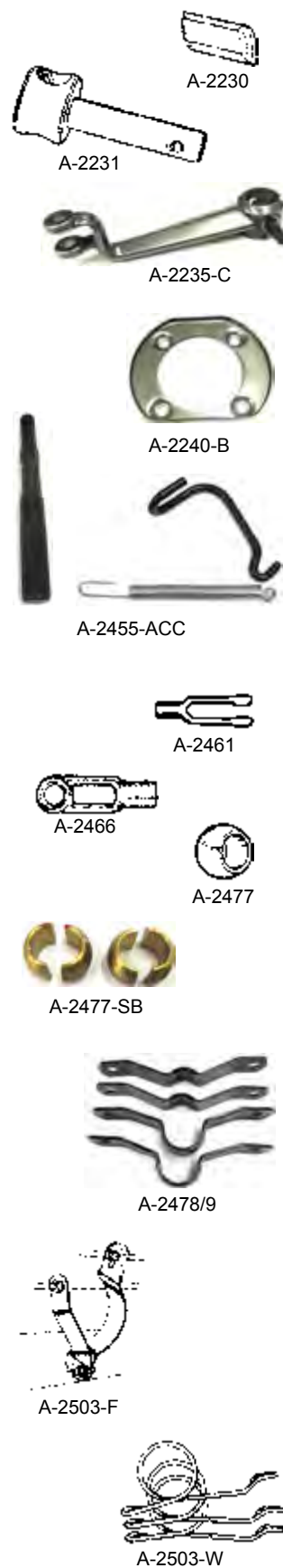
# Model A Parts

Part #	Description	Reqd.	Years	Price
<b>Service Brake</b>				
A-2018	Service Brake Rivet Set. (20 pcs.)		1928-31	1.95 set
A-2018-T	Brake Riveting Tool. This set comes complete w/a punch to remove the old rivets, a tool to drill & countersink the lining & a tool to install new rivets. (T, A & Early V-8)	1	All years	22.50 set
A-2021-SW	Brake Lining. Original woven wire type with rivets. (8 pc. set)	1	1928-31	97.95 set
A-2023	Brake Shoe Rollers. Hardened steel. Made in USA. (Set of 16)	1	1928-34	11.95 set
A-2027	Brake Adjusting Shaft Pins. (Set of 8) Fits end of shoe to hold A-2042.	1	1928-34	3.95 set
A-2035-S	Long Brake Shoe Springs. (Set of 4)	1	1928-34	4.25 set
A-2036-S	Short Brake Shoe Springs. (Set of 8)	1	1928-31	4.95 set
A-2041	Brake Adjusting Wedge Bolt. Hardened steel. Passenger & Commercial.	4	1928-36	11.95 ea.
A-2041-C	Brake Adjusting Wedge Cap. Acts as grease retainer & dust shield.	1	1928-36	2.25 pr.
A-2042	Brake Adj. Shaft. 2 per wheel. Front or rear.	8	1928-34	5.95 ea.
A-2045	Brake Shoe Roller Pins. (Set of 8) USA. These hold the A-2023 in position.	1	1928-34	2.75 set
A-2050	Front Brake Operating Wedge. To activate braking action on front wheels only.	2	1928-34	16.95 ea.
A-2051	Stud & Washer for Brake Wedge. USA Used to mount A-2050 wedge on backing plate. Includes special washer. (2 sets per vehicle)	2	1928-34	3.95 ea.
A-2051-B	Front Wedge Mounting Nut, Washer, Pin Set. (6 pc. set)	1	1928-34	3.95 set
A-2051-FL	Brake Energizer Kit. Full floating action. U.S.A. This kit is a Great alternative to hydraulic brakes.	1	1928-35	210.00 kit
A-2060-B	Front Brake Grease Baffle. Bolts onto the backing plate. Keeps grease off the brake lining.		1928-31	23.95 ea.
A-2075	Front Brake Operating Pin.	2	1928-31	2.25 ea.
A-2076	Front Brake Operating Pin Shims. Small stamped steel disc to shim worn A-2075 & A-2050. Improves braking action.		1928-34	.95 pr.
A-2076-B	Front Brake Operating Shaft. RH. Shaft raises A-2076 operating pin inside the king pin. This USA forging from Ford blueprint offers smooth brake action. Passenger side.	1	1928-31	26.95 ea.
A-2077-B	Front Brake Operating Shaft. Left hand. Driver's side. See # A-2076-B	1	1928-31	26.95 ea.
A-2082	Front Brake Shaft Bushings. (Set of 4)	1	1928-36	1.95 set
A-2084	Front Brake Lever. Forged steel. Lever is pinned to the brake operating shaft A-2076-B & A-2077-B. Service brake rods rest in yoke.	2	1928-31	12.50 ea.
A-2085	Front Brake Lever Pins. (Install pin and heat red hot and peen ends).	1	1928-34	1.00 pr.
A-2087-S	Dust Rings. Install on brake cam to keep dirt out of the bushings.	1	1928-31	1.25 set
A-2227	Rear Brake Bushings. (Set of 8) Fits both emergency & service brakes.	1	1928-34	15.95 set



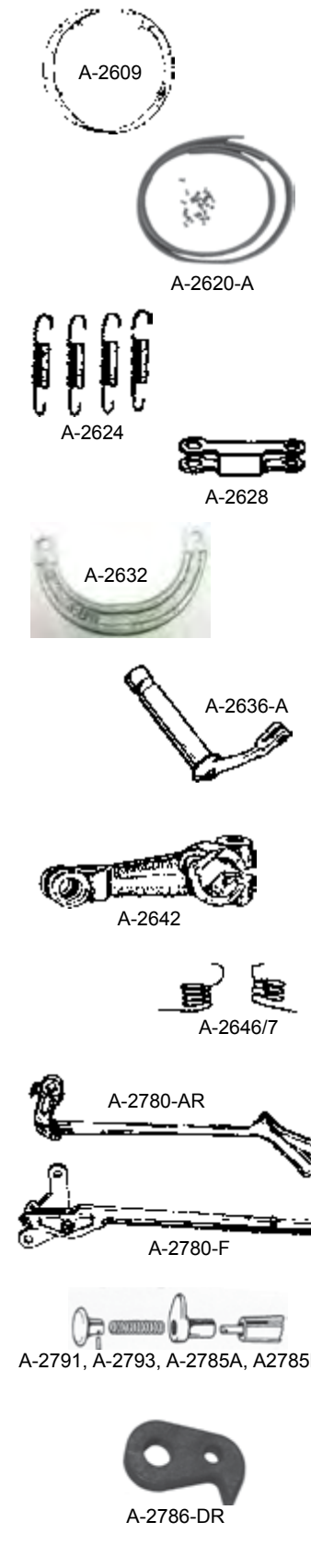
# Model A Parts

Part #	Description	Reqd. Years	Price
<b>Service Brake Controls</b>			
A-2228-T	Bushing Driver Tool. To remove brake shaft & spring shackle bushings. Case hardened steel.	1 1909-34	7.95 ea.
A-2230	Rear Brake Cam. Hardened steel. USA. Fits inside A-2231 & activates rear brakes.	2 1928-34	6.95 ea.
A-2231	Rear Brake Camshaft. Holds A-2230 & activates the rear braking system. USA.	2 1928-34	15.95 ea.
A-2235-C	Rear Service Brake Lever. Right rear.	1 1928-31	14.95 ea.
A-2236-C	Rear Service Brake Lever. Left rear. Lever is pinned to A-2231; rear brake rod eye fits in end.	1 1928-31	14.95 ea.
A-2238	Rear Brake Camshaft Lever Pins. Holds A-2231 in place. (Install red hot and peen in place).	1 1928-34	.75 pr.
A-2240-B	Rear Brake Grease Baffle. Used to keep grease off the brake lining. Mounts on backing plate to axle housing bolts. Order 1 for each rear wheel.	1928-31	7.50 ea.
A-2248-50	Rear Backing Plate Bolt Set for 1 Wheel. 2 sets per vehicle (12 pcs.).	1928-31	19.95 set
A-2455-ACC	Brake Pedal Return Spring & Bracket. A frequently asked for item that Henry did not install. Also helps return that sticky stop light switch. Instructions included.	All years	5.95 set
A-2457	Brake Pedal Clevis Pin. Used on brake pedal. Stop light link A-13705 hooks to this.	1 1928-29	1.50 ea.
A-2461	Brake Rod Clevis. Two prong style. Forged steel.	2 1928-34	2.75 ea.
A-2462	Clevis Pin Set for Brake Rods & Clevis. Plated. (14 pc. set)	1 1928-36	2.75 set
A-2465-B	Brake Pedal Rod to Cross Shaft. 16" long.	1 1929-34	14.95 ea.
A-2466	Brake Rod Adjusting Clevis. Fits A-2499.	4 1928-35	2.50 ea.
A-2469	Brake Clevis Check Nuts. Tighten these stainless steel check nuts against clevis to maintain adjustment. (7 pc. set)	1 1928-34	1.95 set
A-2477	Brake Cross Shaft Bushings. Exact duplicate with woven lining.	1 1928-31	9.95 pr.
A-2477-SB	Split Bronze Cross-shaft Bushings. Installs without removing brake rod arm from cross shaft. 100% true round.	1 1928-31	17.50 pr.
A-2478/9	Cross Shaft to Frame Bracket Set. Powder coated black.	1 1929-31	9.95 set
A-2478/9-B	Cross Shaft Bracket Nut & Bolt Set. (8 pcs.) For cross shaft to frame brackets.	1 1929-31	3.95 set
A-2485-A	Cross Shaft Brackets w/Modern Grease Fitting. Set includes brackets & split bronze bushing drilled with a modern grease fitting & mounting hardware.	1 1928-31	39.95 set
A-2499	Service Brake Rod. (also '28-29 AA Trucks)	4 1928-31	13.95 ea.
A-2503-F	Brake Rod Anti-Rattler Spring Steel Bracket Set w/ Mounting Hardware. Flat style. (6 pc. set.)	1 1928-31	10.95 set
A-2503-W	Brake Rod Anti-Rattlers. Wire type w/ mounting hardware. (6 pcs.) Sept. 1931 - End of Production	1	9.95 set
A-2504-MB	Brake Rod Anti-Rattler Bolt Set. (12 pc. set)	1 1928-31	1.95 set
























# Model A Parts

Part #	Description	Reqd. Years	Price
<b>Emergency Brake</b>			
A-2600	Emergency Brake Carrier Assembly. R/H. Includes (4) A-2227 bushings installed, not reamed. Passenger Side.	1 1928-31	89.50 ea.
A-2601	Emergency Brake Carrier Assembly. L/H. (As above) Driver side.	1 1928-31	89.50 ea.
A-2609	Emergency Brake Shoe.(less lining) Factory blueprinted. USA.	2 1928-31	29.95 ea.
A-2620-A	Emergency Brake Lining Set. Original style woven stock w/ rivets.	1 1928-31	32.95 set
A-2624	Emergency Brake Band Retainer Springs. (Set of 4).	1 1928-31	1.95 set
A-2628	Emergency Brake Band Toggle Link. Plated. (Offsets on links must match to create a straight line).	4 1928-31	5.95 ea.
A-2632	Emergency Brake Shoe Connecting Link.	2 1928-31	16.95 ea.
A-2633	Emergency Brake Toggle Pin Set. This 8 piece pin set is for the toggle links A-2628 & the A-2636-A toggle levers of the emergency brake system.	1 1928-31	2.95 set
A-2636-A	Emergency Brake Toggle Lever. Fits in rear backing plate. (Uses 2 A-2227 bushings each side)	2 1928-31	24.95 ea.
A-2641	Emergency Brake Levers Bolts, Keys & Lock Washers. (6 pcs.)	1 1928-31	1.50 set
A-2642	Emergency Brake Lever. Right side.	1 1928-31	14.95 ea.
A-2643	Emergency Brake Lever. Left side.	1 1928-31	14.95 ea.
A-2644	Emergency Brake Lever Woodruff Keys.	1 1928-31	.50 pr.
A-2646/7	Emergency Brake Lever Springs. (set of 2: 1 ea., right & left)	1 1928-31	1.95 set
<b>Hand Brake Lever</b>			
A-2780-AR	Hand Brake Lever Assembly. Squeeze style. Complete w/ ratchet. Center mount. Used thru Dec. 1928	1 1928-29	79.50 ea.
A-2780-C	Hand Brake Lever Assembly. Button top. This push-button style, front mount assembly was introduced in Jan. 1929 and used until right side mounted A-2780-F was introduced in late 1929.	1 late 1929	79.95 ea.
A-2780-F	Hand Brake Lever Assembly. Button top. Complete w/ ratchet. Mounts on right side of transmission.	1 1929-34	79.95 ea.
A-2782	Emergency Brake Handle Pivot Bolt. Mounts hand brake to ratchet.	1 1929-31	1.95 ea.
A-2785-A	Emergency Brake Pawl Rod. 15". Releases brakes. Used with grip style handle.	1 1928-29	14.95 ea.
A-2785-B	Emergency Brake Pawl Rod. 17-5/8". Releases brakes. Used with push button style.	1 1929-34	4.95 ea.
A-2786-DR	Emergency Brake Lever Pawl. USA. This improved design pawl matches our A-2795-D emergency brake ratchet with finer teeth for closer braking action.	1 1929-31	7.95 ea.
A-2791	Brake Handle Release Button. Chromed. The button your thumb depresses to release the emergency brakes. USA.	1 1929-34	3.50 ea.



# Model A Parts

Part #	Description	Reqd. Years	Price
<b>Hand Brake Lever</b>			
 A-2792-AR	Hand Brake Lever Top Sleeve. Used on push button handbrakes. Mounted in front of gear shift. Late 1928 thru July 1929.	1	14.95 ea.
 A-2793	Emergency Brake Handle Spring.	1	1928-29 .35 ea.
 A-2795-D	Emergency Brake Ratchet. The fine teeth provide accurate brake action. USA.	1	1929-31 24.95 ea.
 A-2839	Emergency Cross Shaft Brass Bushings. Fits on end of emergency brake cross shaft. Passenger & Commercial.	1	1928-29 24.95 pr.
 A-2840	Emergency Brake Cross Shaft Grease Felts & Spring Set. Located at each end of shaft inside A-2839 brass bushings.	1	1928-29 3.95 set
 A-2845	Emergency Brake Cross Shaft Bracket. Fits inside frame to hold the shaft to the frame. A-2839 fits inside this. Pass. & Comm.	2	1928-29 10.95 ea.
 A-2846	Emergency Cross Shaft Bracket Bolts. Mounts A-2845 brackets to inside of frame. (18 pc. set)	1	1928-30 2.95 set
 A-2853-A	Emergency Brake Handle to Cross Shaft Rod. With eye on one end. 20-3/4" long. 1928 thru Mid 1929.	1	1928-29 11.50 ea.
 A-2853-D	Emergency Brake Handle to Cross Shaft Rod. With yoke on each end. 18-3/4" long.	1	mid '29-31 36.95 ea.
 A-2864	Emergency Brake Rod. Fits cross shaft to toggle lever on backing plate.	2	1928-31 13.95 ea.
 A-2865-A	Adjustable End Clevis. Fits cross shaft to A-2864 emergency brake rod.	2	1928-31 2.50 ea.
<b>Front Axle</b>			
 A-3030	Front Spring Perch & Special Nut. Passenger & Commercial.	2	1928-31 56.95 ea.
 A-3034	Front Spring Bushing.	4	1928-31 .50 ea.
 A-3036	Front Spring Perch Tapered Castle Nut. Holds perch snugly to axle.	2	1928-48 1.50 ea.
 A-3110	King Pin Bushing. Used in spindle bolt rebuilding when the bolts are reuseable. (Ream to .814. Line grease holes up w/ spindle holes).	4	1928-41 1.95 ea.
 A-3111	Spindle Bolt Set. Pins, bearings, bushings, etc. (18 pcs.) All Passenger, Commercial and AA thru Mid 1929.	1	1928-31 94.50 set
 A-3111RK	Spindle Bolt Rebuild Kit. Contains everything needed to rebuild your worn front end except the king pins. (22 pcs).	1	1928-41 19.95 kit
 A-3113	Spindle Bolt Thin Shim .010. Fits between bearing A-3123 & top of axle. Compensates for wear on axle.	1	1928-41 .50 ea.
 A-3120	Front Spindle Felt Retainer. The cup washer that holds large felt under axle. (Install cup side down. Use A-3125 felt).	2	1928-31 .75 ea.
 A-3121	Spindle Bolt Grease Retainer Felts. Small size. A-2075 pin passes through these.	1	1928-37 1.00 pr.
 A-3122/4	Spindle Bolt Locking Bolt & Nut Set. (6 pc. set) Holds spindle bolts in the axle.	1	1928-48 7.50 set

# Model A Parts

Part #	Description	Reqd. Years	Price
<b>Front Axle</b>			
 A-3123	Bearing Used with Spindle Bolts. Takes 2. (Also used as A-3571 bearing with A-3575-B 7 tooth sector)	2	1928-48 13.95 ea.
 A-3124	Spindle Bolt Locking Pin Nut.	2	1928-48 2.95 ea.
 A-3125	Spindle Bolt Lower Grease Felt Retainers. Large size fits bottom of axle.	1	1928-48 1.00 pr.
 A-3281	Tie Rod. Solid steel. USA. Connects the right & left spindle arms. (Often a bent or worn rod leads to steering problems)	1	1928-34 16.95 ea.
 A-3285	Tie Rod End. Right hand. Complete w/internals.	1	1928-34 19.95 ea.
 A-3285/6-MB	Tie Rod End Clamp Bolt Set.	1	1928-34 4.50 set
 A-3286	Tie Rod End. Left hand. Complete w/ internals.	1	1928-34 19.95 ea.
 A-3305	Steering Drag Link Tube. Less internal parts. (Requires (1) set A-3305-S)	1	1928-31 79.95 ea.
 A-3305-S	Tie Rod or Drag Link Repair Kit. All the internal for both ends of tie rod or drag link.	2	1928-34 11.25 kit
 A-3311	Drag Link & Tie Rod Ball Stud. Replacement ball for Pitman Arm & spindle arms. This is straight shank weld-in style.	4	1928-34 3.95 ea.
 A-3332	Drag Link & Tie Rod End Seals. Rubber seals keep dirt out & grease in. (set of 4)	1	1928-34 2.95 set
 A-3333	Drag Link & Tie Rod End Metal Caps. Holds A-3332 in place. (set of 4)	1	1928-34 2.95 set
 A-3405-W	Radius Rod Ball Spacer/Steel Washer.	1	1928-31 1.00 ea.
 A-3425	Radius Rod Socket Felt.	1	1928-31 .95 ea.
 A-3430-N	Original Radius Rod Nut.	2	1928-34 1.50 ea.
 A-3430-RS	Radius Rod Socket Kit w/ Rubber Bushing. Compensate for worn radius rod ball.	1	1928-31 13.95 kit
 A-3430-S	Radius Rod Socket Set. Original style. Stamped steel caps w/ springs, sleeves, nuts, pins.	1	1928-31 26.95 set
 A-3441	Felt Retaining Radius Rod Cap Pin. 5-11/16".	1	1928-31 .95 ea.
 A-3442	Radius Rod Socket Bolt.	2	1928-31 1.95 ea.
 A-3446	Radius Rod Ball Rubber Bushing. Reduces wear on the ball end.	1	1928-40 1.95 ea.
<b>Steering</b>			
 A-3506	Steering Column to Frame Mounting Bolt Set. (Set of 6 pcs.)	1	1928-31 6.50 set
 A-3517	Upper Shaft Housing Bearing. Chromed. This fits all years. 1928-29 style w/ 2 mounting screws. 1930-31 style w/ locating pin to center in the "V" notch in the original column.	1	1928-31 10.95 ea.
 A-3519	Steering Column Lower Support Clamp. Holds column in bracket inside of vehicle. All Models.	1	1928-31 10.95 ea.
 A-3519-S	Steering Column Clamp Screw Set. Holds lower clamp A-3519 to A-3520 steering column support.	1	1928-31 1.95 set
 A-3520	Steering Column Support. The improved support by Ford. Earlier style developed leaks where it was riveted to tank. This mounts behind dash rail. Ductile iron. USA.	1	1930-31 31.50 ea.

# Model A Parts

Part #	Description	Reqd.	Years	Price
<b>Steering</b>				
A-3521	Steering Column Rubber.	1	1928-31	.95 ea.
A-3524-A	Steering Worm. Fits 7 tooth sector. USA.	1	1928-29	42.50 ea.
A-3524-CD	Steering Worm. Fits 2 tooth sector.	1	1929-31	62.95 ea.
A-3525	Steering Shaft. This splined shaft is 44" long and will work on 80% of all Gemmer 2 tooth columns. (If 43" is what you need, cut the splined end and press on the worm).	1	1929-31	76.95 ea.
A-3526	Steering Shaft w/ Worm Pressed On. The 44" long steering shaft w/ top quality 2 tooth worm pressed on. Fits 80% of Gemmer 2 tooth columns. Passenger & Commercial.	1	1929-31	156.95 ea.
A-3527-BR	Retainer Steering Gear Housing Oil Seal. 7 tooth only.	1	1928-30	5.95 ea.
A-3527-T	Steering Shaft Oil Tube & Retainer. This will prevent oil leaking into the light switch housing. 7 tooth steering box only.	1	1928-29	12.95 ea.
A-3529	Horn/Light Rod Anti-rattle Bushing. Bushing slides up the wiring tube to the top, under light switch handle.	1	1929-32	1.35 ea.
A-3538	Steering Box Oil Filler Plug. Square plug that fits on the top of the steering box. Used Oct. 1929 thru 1948.	1		.60 ea.
A-3540	Anti-rattle Felt-Spark/Gas Rods. Felts slide up rods to 14" from top. Insert rods in upper bushing first. Keeps rods rattle free.	1	1928-31	.75 pr.
A-3540-AR	Spark & Throttle Rods in Steering Column. Chrome. 30" long. (measure under handle to end)	1	1928-29	32.95 pr.
A-3540-C	Spark & Throttle Rods in Steering Column. Chrome. 31" long.	1	1930-31	32.95 pr.
A-3541	Control Arm Set. Fits bottom of spark & throttle rods on steering column. Complete w/pins.	1	1928-31	9.95 set
A-3545	Control Rod Springs.	1	1928-31	.75 pr.
A-3548	New 2 Tooth Housing w/ Needle Bearings and Modern Seal.	1	1929-31	84.95 ea.
A-3552	Steering Worm Bearing Cup, Lower. Fits A-3571-C bearing.	1	1929-31	23.95 ea.
A-3553-AR	Steering Worm Lower Bushing Assembly. Fits below the 7 tooth worm.	1	1928-early 1929	19.95 ea.
A-3553-D	Steering Worm Bearing Upper Race. 2 tooth.	1	1930-31	42.50 ea.
A-3568-S	Steering Housing End Plate w/ Tube. Includes gasket. Prevents grease leakage into light switch housing.	1	1929-36	7.95 ea.
A-3569	Light Switch Bracket. This flange bracket holds light switch to bottom of 2 tooth column only. (The notch faces down)	1	1929-37	4.50 ea.
A-3571	Steering Worm Gear Bearing. 7 Tooth.	2	1928-29	13.95 ea.
A-3571-C	Steering Worm Gear Roller Bearing. 2 Tooth.	2	1929-31	16.95 ea.
A-3574-S	Needle Bearing Steering Gear Kit. For 2 Tooth sector. (Requires machining of housing).	1	1929-31	19.95 kit
A-3575-B	Steering Sector. 7 Tooth.	1	1928-29	97.50 ea.
A-3575-C	Steering Sector. 2 Tooth.	1	1929-31	89.95 ea.



A-3524-CD



A-3526



A-3527-T



A-3540-C



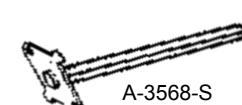
A-3541



A-3548



A-3553-D



A-3568-S



A-3569



A-3575-B



A-3575-C

# Model A Parts

Part #	Description	Reqd.	Years	Price
<b>Steering</b>				
A-3575-W	Sector Washer for 2 Tooth Sector Gear. (Raised center faces toward pitman arm end of sector).	1	1929-31	1.50 ea.
A-3576-C	Steering Sector Bushing. Fits 2 & 7 tooth sectors. (Ream to 1.125. Install open edge of oil groove into center of housing). Deters leaks.	2	1929-31	1.95 ea.
A-3581-A	Steering Gasket & Seal Set. 7 Tooth.	1	1928-29	2.75 set
A-3581-AS	Steering Sector to Frame Seal. (7 tooth only) Machining of the sector is required to install this 'after market' neoprene seal.	1	1928-29	5.95 ea.
A-3581-BS	Steering Sector to Frame Seal. (2 tooth only) Machining of the sector is required to install this 'after market' neoprene seal.	1	1929-31	5.95 ea.
A-3581-B	Steering Gasket & Seal Set. 2 Tooth.	1	1929-31	2.75 set
A-3586	Steering Adjusting Sleeve. 2 Tooth. This sleeve allows finer adjustment for sector shaft teeth to worm gear.	1	1929-36	2.95 ea.
A-3587	Adjustment Cone. This adjusting cone fits inside sleeve A-3586 to aid in adjustment of sector shaft. 2 tooth only.	1	1/29-36	2.50 ea.
A-3590	Pitman Steering Arm. Forged steel for strength.	1	1928-31	39.95 ea.
A-3590-S	Pitman Arm. Shortened 1.5 in.	1	1928-31	36.95 ea.
A-3592	Pitman Arm Mounting Bolt & Nut Set.	1	1928-31	2.95 set
A-3600-AR	Steering Wheel. Red. Splined hub.	1	1928	142.50 ea.
A-3600-BR	Steering Wheel. Black. Splined hub.	1	1928-29	135.00 ea.
A-3600-C	Steering Wheel. Black. Keyed hub.	1	1928-29	135.00 ea.
A-3600-E	Steering Wheel. Black. Keyed hub.	1	1930-31	112.50 ea.
A-3609	Steering Wheel Key. Fits keyway on steering shaft. Used After Jan. 1929.	1	1929-48	1.00 ea.
A-3610	Steering Wheel Nut. Black oxide. Special style nut to hold the wheel on the shaft.	1	1928-48	1.00 ea.
A-3616-BR	Horn & Light Rod, 45-3/4". Ford Steering. 7 tooth box. (90% of 1928-29's used this rod).	1	1928-29	66.95 ea.
A-3616-BRP	Premium Horn & Light Rod, 45-3/4", Ford Steering. Manufactured with a new anti-rattle procedure.	1	1928-29	82.95 ea.
A-3616-CR	Horn & Light Rod, 45". Gemmer Steering. 2 tooth box. Used Feb. 1929 thru Dec. 1929.	1	1929	66.95 ea.
A-3616-CRP	Premium Horn & Light Rod, 45". Gemmer Steering. Manufactured with a new anti-rattle procedure.	1	2/29-12/29	82.95 ea.
A-3616-FR	Horn & Light Rod, 45-3/4". Ford Steering. 7 tooth box. Used from January 1930 thru March 1930.	1	1930	66.95 ea.
A-3616-FRP	Premium Horn & Light Rod, 45-3/4". Ford Steering. Manufactured with a new anti-rattle procedure.	1	1/30-3/30	82.95 ea.
A-3616-GR	Horn & Light Rod, 44-31/32". Gemmer Steering. Used from Jan. 1930 - Feb. 1930.	1	1930	66.95 ea.



A-3581-A



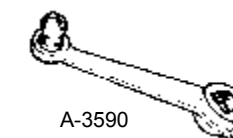
A-3581-B



A-3581-AS



A-3581-BS



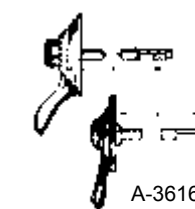
A-3590



A-3600



A-3610



A-3616

# Model A Parts

Part #	Description	Reqd.	Years	Price
<b>Steering</b>				
A-3616-GRP	Premium Horn & Light Rod, 44-31/32". Gemmer Steering. Manufactured with a new anti-rattle procedure.	1	1/30-2/30	82.95 ea.
A-3616-H	Horn & Light Rod, 45-31/32". Gemmer Steering. Used Feb. 1930 to end. 2 tooth box. (90% of 1930-31's used this rod).	1	1930-31	66.95 ea.
A-3616-HP	Premium Horn & Light Rod, 45-31/32". Gemmer Steering. Manufactured with a new anti-rattle procedure.	1	2/30-end	82.95 ea.
A-3616-RK	Horn & Light Rod Repair Kit. This kit has wire, insulators & contacts to repair the internals of the horn and light rod.	1	1928-39	4.95 kit
A-3617	Horn Button Repair Kit. Renew your horn button assembly. Kit has new chrome button, escutcheon, spring and collar. (4 pcs.)	1	1928-29	28.95 kit
A-3618	Horn Button Repair Kit. Renew your horn button assembly. Kit has new black button, escutcheon, spring and collar. (4 pcs.)	1	1930-31	28.95 kit
A-3642/4	Light Switch Spring & Retainer Clip. Holds A-3643 in place.	1	1928-39	1.00 set
A-3643	Light Switch Spider. Fits end of light rod. Turns on lights.	1	1928-39	3.95 ea.
A-3644-T	Light Switch Spider Tool. Instructions included. A 'must have' tool.		1928-39	8.95 ea.
A-3647	Bail. Holds light switch A-11654 onto end of the steering column.	1	1928-36	1.95 ea.
<b>Rear Axle</b>				
A-4012	Rear Axle Housing Sleeve Bearing Surface. Rear bearing rides on this. Hardened. USA.	1	1928-48	26.95 ea.
A-4020	Rear Spring Bushing.	4	1928-31	.75 ea.
A-4027	Rear Axle Housing Bolt Set. Special head. Black oxide. (20 pc. set)	1	1928-32	7.95 set
A-4030	Differential Housing Special Headless Drain and Filler Plug. Passenger & Commercial.	2	1928-34	.75 ea.
A-4191-AR	Rear Axle Housing Cap Gasket. Used on the worm drive differential cap.	1	1928-29	2.25 ea.
A-4209-A	Ring Gear & Pinion Set. Standard. Ratio 3.78 to 1. (9:34) Mated & lapped for smooth performance. USA.	1	1928-32	429.95 set
A-4209-HS	Ring & Pinion Set. High Speed. 3.54 to 1 ratio. (11:39) Mated & lapped for smooth performance. USA.	1	1928-32	625.00 set
A-4215	Pinion Gear Set. Accurate to Ford print for strength and tolerance. (3 pc. set) This set also fits 1932 4 cyl.	1	1928-32	149.95 set
A-4221	Differential Pinion Bearing. Also fits B-4616.	4	1928-32	46.95 ea.
A-4221-SH	Differential Bearing Shim. .005.		1928-31	1.50 ea.
A-4222	Differential Bearing Cup. Fits B-4221.	2	1928-32	29.95 ea.
A-4235	Rear Axle Shaft and Gear. Accurate to Ford print for strength and tolerance. This also fits 1932 4 cyl.	2	1928-32	349.95 ea.



# Model A Parts

Part #	Description	Reqd.	Years	Price
<b>Rear Axle</b>				
A-4235-S	Rear Axle Shim Tapered. Fits in rear hub to alleviate worn axle surfaces.	2	1912-48	1.25 ea.
A-4235-WP	Wheel Puller. Screw on. Superior design will not strip the threads on your axle. Also useful on the steering wheel. Made in Ohio.	1	1912-48	2.95 ea.
A-4242	Rear Axle Shaft Castle Nut.	2	1909-48	.75 ea.
A-4243	Rear Axle Key. Hardened steel. (Also fits Chevrolet 1916-32)	2	1912-48	.50 ea.
A-4245	Rear Axle & Drive Shaft Grease Seal. Fits both axle housing & drive shaft housing. (Taper toward differential).	3	1928-48	3.95 ea.
A-4245-B	Rear Axle Inner Grease Seal. Truck.	2	1930-34	9.95 ea.
A-4500	Rear End & Universal Joint Gasket Set. (9 pcs.) Fits all Model A's except AA. Also 1932 Model B.	1	1928-32	4.95 set
A-4500-AR	Worm Drive Rear End Gasket Set. For the worm drive rear end used by heavy trucks.	1	1928-29	16.95 ea.
A-4500-B	Bevel Gear Rear End Gasket Set. For the bevel gear rear end used on the heavy trucks.	1	1929-31	18.95 set
A-4506	Torque Tube to Axle Bolt Set. Black oxide. (6 pc. set)	1	1928-32	5.95 set
A-4508	Radius Rods to Torque Tube Bolt Set.	1	1928-32	3.95 set
A-4515-B	Universal Joint Housing Gasket Set. Fits U-joint caps on Passenger Cars & Pickups. AA Trucks using bevel gear differentials.	1	1928-31	1.95 set
A-4516-A	Universal Joint Housing Cap Felt Seal. (Short style takes 2).	2	1928-48	.50 ea.
A-4517	U-Joint Housing Bolt Set. Original style bolts, nuts & lock washers. (22 pcs.)	1	1928-31	10.95 set
A-4599-A	Torque Tube Gasket for Worm Drive. Fits the torque tube flange on the worm drive rear end.	1	1919-29	2.95 ea.
A-4605	Drive Shaft Special Nut. Holds pinion gear to drive shaft.	1	1911-31	2.95 ea.
A-4606	Drive Shaft Pinion Gear Key.	1	1928-32	.75 ea.
A-4616	Drive Pinion Bearing Cup. The double cup holds 2 A-4221 bearings at differential housing. This also fits 1932 4 cyl.	1	1928-32	66.95 ea.
A-4634	Drive Pinion Bearing Nut.	2	1928-50	2.50 ea.
A-4636	Pinion Bearing Lock Nut Washer.	1	1928-50	1.75 ea.
A-4645/55	Drive Shaft Roller Bearing & Sleeve Set.	1	1928-48	18.95 set
<b>Frame</b>				
A-5092-FL	Float-A-Motor Kit. Accessory to reduce vibration. Rubber pads on cast iron brackets.	1	1928-31	76.95 kit
A-5092/94-S	Rear Motor Mount Pads & Hardware. (Complete 28 pc. set.)	1	1928-31	12.95 set
A-5092-MB	Rear Motor Mount Hardware Only.	1	1928-31	7.50 set
A-5095	Rear Motor Mount Plate & Rubber Pad. Fits on outside of frame with the flat rubber pad between it & frame. Passenger & Pickup.	2	1928-31	5.95 set
A-5097	Rear Motor Mount / Flywheel Bolt Set. This set bolts rear motor mounts to flywheel housing. Bolt heads are drilled for safety wiring. (8 pcs.)	1	1928-31	4.50 set



# Model A Parts

**Part # Description Req'd. Years Price**

## Frame

A-5125-A	Running Board Brackets. Front. Stamped steel.	1	1928-31	59.95 pr.
A-5125-MB	Running Board Bracket Bolt Set. (36 pcs.)	1	1928-31	4.25 set
A-5130/1	Running Board Brackets. Rear. Stamped steel.	1	1928-31	59.95 pr.

## Battery Support

A-5151	Battery Support Assembly. USA. Duplicate of factory original design. Black powder coated.	1	1928-31	27.95 ea.
A-5151-MT	Battery Box Mounting Set.	1	1928-31	1.25 ea.
A-5152-C	Battery Support Base Plate w/ Clipped Corners.	1	1928-31	4.95 ea.
A-5153-S	Battery Support Base Plate w/ Square Corners.	1	1928-31	4.95 ea.
A-5163-B	Battery Hold Down Clamps. 14 gauge steel.	1	1929-32	3.95 pr.
A-5166	Battery Hold Down Frame. Die stamped steel with embossed corners. USA.	1	1928-32	6.95 ea.
A-5166-OP	Battery Hold Down Frame for Optima Battery. Heavy construction fits original box.	1	1928-31	10.95 ea.

## Muffler

A-5230	Muffler Assembly. Duplicate of Original.	1	1928-31	199.95 ea.
A-5230-HSS	Muffler Heat Shield, Stainless. Bolts to your exhaust & directs the heat away from the floorboards. USA.	1	1928-31	39.95 ea.
A-5230-P	Original Steel Muffler. Made from the original Ford blueprints to duplicate the muffler that Ford made. 3 baffles & 172-1/4" porting holes create the Original 'A' Sound. Cold rolled steel construction. Painted w/ black hi-temp paint.	1	1928-31	229.95 ea.
A-5230-S	Stainless Steel Muffler. Made from original blueprints. 100% Stainless w/ 172-1/4" portings holes & 3 baffles, eliminating back pressure. Creates the 'A' sound. Rust free service.	1	1928-31	299.95 ea.
A-5231	Copper, Tapered Exhaust Seal with HI-TEMP Filler. Seals manifold to exhaust pipe. 4 cyl.	1	1928-34	2.95 ea.
A-5232	Exhaust Manifold Sleeve. (Insert larger end into manifold & small end into neck of muffler. Using A-5231 will prevent leakage).	1	1928-31	5.95 ea.
A-5251	Exhaust Manifold Clamp of Ductile Iron. With original mold letter & number which faces down when installed. USA.	1	1928-34	9.95 ea.
A-5251-MG	Exhaust Manifold to Muffler Gasket.	1	1928-34	1.00 ea.
A-5256	Tail Pipe Clamp w/Bolt & Nut. Mounts tail pipe to frame.	1	1928-31	2.95 ea.
A-5256-E	Insulated Tail Pipe Clamp. This clamp relieves the stress on the manifold & muffler as heat builds up. USA.	1	1928-31	13.95 ea.

## Front & Rear Springs

A-5310-A	Front Spring Assembly with Clamps. 10 leaves. Passenger & Commercial.	1	1928-31	129.95 ea.
----------	---	---	---------	------------

# Model A Parts

**Part # Description Req'd. Years Price**

## Front & Rear Springs

A-5330	Front Spring Clamps. Passenger & Commercial. (Also fits 1928-29 AA's)	1	1928-34	4.50 pr.
A-5346	Front Spring Center Bolt & Square Nut. 5/16 x 18 x 5 1/2.	1	1928-48	1.25 ea.
A-5455	Front Spring Square Top U-Bolts w/ Nuts and Cotter Pins. This 10 pc. set used w/ A-5461-A from start to Feb. 1930.	1		14.95 set
A-5455-B	Front Spring Round Top U-Bolt set w/ Nuts & Cotter Pins. This 10 pc. set used w/ A-5461-B from Feb. 1930 thru 1934.	1		14.95 set
A-5455-N	Front Spring U-Bolt Nut Set. As included in A-5455 & A-5455-B U-bolt sets.	1	1928-34	1.50 set
A-5458	Front Spring Center Lower Plate. (U-bolts pass thru the plate to hold spring up in cross member)	1	1928-34	8.95 ea.
A-5461-A	Crank Handle Guide. Square top style. Fits on top of front cross member & uses the square top U-bolts A-5455. From start to Feb. 1930.	1		13.95 ea.
A-5461-B	Crank Handle Guide. Round top style. Fits on top of front cross member & uses the round top U-bolts A-5455-B. From Feb. 1930 thru 1934.	1		10.95 ea.
A-5465-S	Front Spring Shackle Set. Steel.	1	1928-31	19.95 set
A-5560-B	Rear Spring Assembly. 8 Leaf. Phaetons, All Coupes & 1929-31 Cabriolets.	1	1928-31	264.95 ea.
A-5560-C	Rear Spring Assembly. 10 Leaf. All Tudors, Fordors & Pickup Trucks.	1	1928-31	279.95 ea.
A-5580	Rear Spring Center Bolt & Nut. 3/8 16 x 5 3/4.	1	1928-34	1.95 set
A-5630-S	Rear Spring Shackle Set. Steel.	1	1928-31	19.95 set
A-5705	Rear Spring U-Bolt Set w/ Nuts & Cotter Pins. 10 pcs. Used w/ either A-5708 or A-5709 to hold spring in rear crossmember.	1	1928-31	32.95 set
A-5706	Rear Spring U-Bolt Nut. As included in U-bolt sets. (4 pcs.)	1	1928-48	4.25 set
A-5708	Rear Spring Clip Bars. Holds the 7 or 8 leaf rear spring up in crossmember. 1-1/8" high.	1	1928-31	11.95 pr.
A-5709	Rear Spring Clip Bars. Holds the 10 or 12 leaf rear spring up in crossmember. 5/8" high.	1	1928-31	9.95 pr.
A-5724-E	Rear Spring Clamps. Pass. & Comm.	1	1928-34	4.25 pr.

## Engine Cylinder

A-6000-S	Engine Green Paint. Spray can.	1	1925-41	6.95 ea.
A-6000-Q	Engine Green Paint. 1 qt. can.	1	1925-41	23.95 qt.
A-6008	<b>NEW</b> Engine Gasket Set, less Head Gasket.	1		13.95 set
A-6008-C	Engine Gasket Set with Copper Head Gasket. (Seam around cylinder holes face up.)	1	1928-31	38.95 set
A-6008-M	Engine Gasket Set with Modern Head Gasket.	1	1928-31	49.95 set
A-6017	Timing Gear Side Cover.	1	1928-32	5.95 ea.
A-6018	Timing Gear Side Cover Gasket.	1	1928-34	.65 ea.
A-6019-S	Timing Gear Front Cover Bolts and Lockwashers (14 pcs.)	1	1928-31	4.95 set
A-6020	Timing Gear Front Cover Gasket.	1	1928-34	.95 ea.



# Model A Parts

Part #	Description	Reqd.	Years	Price
<b>Engine Cylinder</b>				
A-6023	Timing Pin. Machined as original.	1	1928-34	4.95 ea.
A-6030-A	Front Engine Yoke Bracket. New 1 piece forging as original.	1	1928-31	34.95 ea.
A-6030-MB	Front Engine Yoke Mounting Bolts with Lock Washers. (4 pcs.)	1	1929-31	2.50 set
A-6031-FAM	Front Float A Motor Kit.	1	1928-31	64.95 set
A-6034	Front Motor Mount Bushing. Brass.	1	1929-31	1.95 ea.
A-6036	Front Motor Mount Kit. Original style kit including A-6034. (8 pc. set)	1	1928-31	6.95 kit
A-6051-C	Copper Head Gasket. (Seam around cylinder holes face up)	1	1928-31	24.95 ea.
A-6051-M	Modern Steel Core Head Gasket. Outer layers of high density silicone coated gasket material. High temperature silicone beads around all water passages and head studs. No sealants needed for head installation.	1	1928-31	39.95 ea.
A-6064-T	Head Nut Torque Tool. Used to torque the nut behind the distributor.	1	1928-34	24.95 ea.
A-6066	Cylinder Head Stud, 3-15/32" long.	12	1928-34	1.50 ea.
A-6067	Cylinder Head Stud, 5-23/32" long.	2	1928-31	1.95 ea.
A-6068	Cylinder Head Nut. Cadmium plated. Exact duplicate. (Torque 50 ft. lbs.)	14	1928-34	.30 ea.

## Pistons & Rods

A-6110	Aluminum Piston Set w/ Fitted Pins. 4 cyl. Standard.	1	1928-34	109.95 set
A-6110-20	Aluminum Piston Set w/ Fitted Pins. 4 cyl. .020.	1	1928-34	109.95 set
A-6110-30	Aluminum Piston Set w/ Fitted Pins. 4 cyl. .030.	1	1928-34	109.95 set
A-6110-40	Aluminum Piston Set w/ Fitted Pins. 4 cyl. .040.	1	1928-34	109.95 set
A-6110-60	Aluminum Piston Set w/ Fitted Pins. 4 cyl. .060.	1	1928-34	109.95 set
A-6110-80	Aluminum Piston Set w/Pins. .080	1	1928-34	109.95 set
A-6110/100	Aluminum Piston Set w/ Fitted Pins. 4 cyl. .100.	1	1928-34	109.95 set
A-6110/125	Aluminum Piston Set w/ Fitted Pins. 4 cyl. .125 Oversize.	1	1928-34	109.95 set
A-6150	Piston Ring Set for A-6110 Pistons. 4 cyl. Standard.	1	1928-34	39.95 set
A-6150-20	Piston Ring Set for A-6110 Pistons. 4 cyl. .020.	1	1928-34	39.95 set
A-6150-30	Piston Ring Set for A-6110 Pistons. 4 cyl. .030.	1	1928-34	39.95 set
A-6150-40	Piston Ring Set for A-6110 Pistons. 4 cyl. .040.	1	1928-34	39.95 set
A-6150-60	Piston Ring Set for A-6110 Pistons. 4 cyl. .060.	1	1928-34	39.95 set
A-6150-80	Piston Ring Set, 4 cyl. .080	1	1928-34	39.95 set
A-6150/100	Piston Ring Set for A-6110 Pistons. 4 cyl. .100.	1	1928-34	39.95 set

# Model A Parts



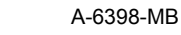









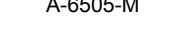

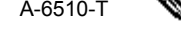
Part #	Description	Reqd.	Years	Price
<b>Pistons &amp; Rods</b>				
A-6150/125	Piston Ring Set for A-6110 Pistons. 4 cyl. .125.	1	1928-34	39.95 set
A-6207-L	Piston Pin Bushing. Long. For end lock pistons.	4	1928-34	1.95 ea.
A-6220-S	Connecting Rod Shim Set. Laminated. (8 pcs.)	1	1928-34	6.95 set
A-6253	Camshaft Dowell Pin. Fits all 4 cyl. engines	2	1909-34	1.50 ea.
A-6256	Fiber Timing Gear. Fits on camshaft. Standard. 4 cyl.	1	1928-34	49.95 ea.
A-6256-A	Aluminum Camshaft Timing Gear. This gear is made of 356 T6 alloy. Accurately machined by one of the top timing gear cutters in the USA. 4 cyl.	1	1928-34	64.95 ea.
A-6259	Camshaft Retaining Nut. Holds fiber timing gear on end of camshaft. Right hand thread. (Torq to 100#).	1	1928-34	6.25 ea.
A-6259-M	Hex Type Camshaft Nut. (Use a standard 1 /4 wrench)	1	1928-34	10.95 ea.
A-6275/76	Camshaft Thrust Plunger & Spring Set. (Grease end when installing).	1	1928-34	3.95 set.
A-6306	Crankshaft Timing Gear, 4 cyl.	1	1928-34	16.95 ea.
A-6306-K	Crankshaft Timing Gear Key. Holds A-6306 in place.	1	1928-37	.50 ea.
A-6310	Crankshaft Oil Slinger. (The rolled edge faces toward the engine)	1	1928-34	3.25 ea.
A-6312	Crankshaft Pulley. 1 piece style. 4 cyl. (Requires radiator to be unbolted to install).	1	1928-34	24.95 ea.
A-6312-A	Crankshaft Pulley. 2 piece style. 4 cyl. (Aids installation when engine is in car).	1	1928-34	26.95 ea.
A-6319	Crankshaft Ratchet Nut. Accepts A-17036 to turn engine over for timing or starting.	1	1928-38	7.95 ea.
A-6328-A	Oil Drain Tube. 5/16" O.D. (Braze or spot weld to rear main cap as it can vibrate loose in your pan).	1	1928-30	1.95 ea.
A-6328-B	Oil Drain Tube. 3/8" O.D. (Same as above)	1	1930-31	1.95 ea.
A-6335	Rear Main Bearing Oil Seal. Aluminum.	1	1928-31	9.95 ea.
A-6335-Q	Rear Main Bearing Oil Seal. Aluminum.	1	1928-31	15.95 ea.
A-6336-S	Rear Main Seal. Nitrile radial lip for positive seal. Instructions included.	1	1928-31	10.95 ea.
B-6336-S	Rear Main Seal. Nitrile radial lip for positive seal. 4 cyl. Instructions included. (Also 32-53 V-8)	1	1932-53	14.95 ea.
A-6337	2 pc. Cork/Neoprene rear Main Seal. (Crankshaft will require machining w/this seal.) Installation instructions included. USA.	1	1928-31	18.95 ea.
A-6340/46-S	Main Bearing Shim Set. (6 pcs.)	1	1928-31	12.50 set
<b>Flywheel &amp; Valves</b>				
A-6380	Flywheel Bolts w/ Drilled Head. Hardened. (Set of 4)	1	1928-48	13.95 set
A-6384	Flywheel Ring Gear. Hardened steel. (Tapered teeth face rear of engine when installed. Heat with rose bud tip.)	1	1928-48	26.95 ea.
A-6387	Flywheel to Crankshaft Dowel.	1	1928-48	1.50 pr.












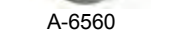

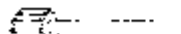
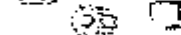
# Model A Parts

Part # Description Reqd. Years Price

## Flywheel & Valves

	A-6394	Flywheel Housing Bolt Set. Bolts flywheel housing block & accelerator assembly to engine block (8 pcs.).	1	1928-31	4.25 set
	A-6396	Flywheel Housing Gasket.	1	1928-32	.50 ea.
	A-6398	Flywheel Inspection Plate. USA.	1	1928-31	9.95 ea.
	A-6398-MB	Flywheel Inspection Plate Bolt Set.	1	1928-31	1.00 set
	A-6400	Flywheel Housing Shims. The U-shaped shims used on 2 bolts at rear of engine block. (Buy 2 or 3 pairs to shim properly.) 4 cyl.	1	1928-34	.95 pr.
	A-6500	Adjustable Valve Tappet Set. Double lock. USA. (Set of 8)	1	1928-34	59.95 set
	A-6500-S	Adjustable Tappets. Single lock. Easier to adjust. Speeds up installation. 4 cyl.	1	1928-34	99.95 set
	A-6501-SL	Single Split-Nut Tappet Set. Locking Style. Fully hardened steel. 4 cyl. (Set of 8)	1	1928-34	62.95 set
	A-6505	Valve. Stainless steel. 4 cyl. USA. Intake or exhaust uses the same valve.	8	1928-34	9.50 ea.
	A-6505-M	Modern Valve Set. Stainless. No modifications required. Everything included.	1	1928-34	139.95 kit
	A-6510	Valve Guides. 2 piece style. 4 cyl.	8	1928-34	8.95 pr.
	A-6510-TKR	Valve Guide Remover Tool. A duplicate of the KR Wilson tool.	1	1928-34	15.95 ea.
	A-6513	Valve Springs. 4 cyl. (Set of 8)	1	1928-34	4.95 set
	A-6514	Valve Spring Keeper. Holds spring to valve.	8	1928-34	1.50 ea.
	A-6521	Valve Cover Gasket.	1	1928-31	1.50 ea.













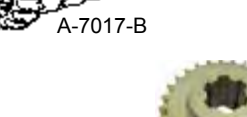


## Oil Pump & Pan

	A-6551	Oil Pump Drive Gear. 4 cyl. Also drives distributor.	1	1928-34	29.95 ea.
	A-6560	Oil Pump Drive Gear Bearing. Holds A-6551. 4 cyl. (A worn unit increases wear on all parts from pump to distributor) USA.	1	1928-34	24.95 ea.
	A-6561	Oil Pump Drive Gear Sleeve w/ Pin. Drilled & hardened. 4 cyl.	1	1928-34	2.95 ea.
	A-6562	Oil Pump Retainer Set Screw. Holds oil pump body in position in block. 4 cyl.	1	1928-34	.50 ea.
	A-6570	Oil Pump Drive Gear Retainer Spring.	1	1928-34	1.25 ea.
	A-6600	Oil Pump Repair Kit. 2 new gears & new shaft, 2 bushings. Shaft dia. 1/2". (Not for use with pumps before May '28)	1	1928-34	29.95 kit
	A-6600-B	New Oil Pump Complete.	1	1928-31	169.95 ea.
	A-6612	Oil Pump Body Bushing.	2	1928-53	1.00 ea.
	A-6619	Oil Pump Cover Plate Gasket. The thin paper gasket for the oil pump steel bottom plate. 4 cyl.	1	1928-31	.50 ea.
	A-6620	Oil Pump Retaining Spring.	1	1928-34	1.00 ea.
	A-6623	Oil Pump Screen. Circular mesh with edges fully soldered. 4 cyl. USA.	1	1928-34	2.95 ea.
	A-6626	Oil Pump Screen Cover Gasket.	1	1928-34	.25 ea.
	A-6646	Oil Return Pipe Bolts w/ Copper Washers. (4 pc. set)	1	1928-31	1.95 set


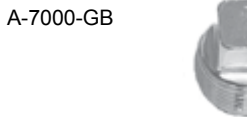

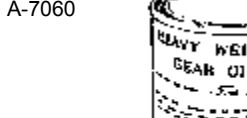





# Model A Parts

Part # Description Reqd. Years Price

## Oil Pump & Pan

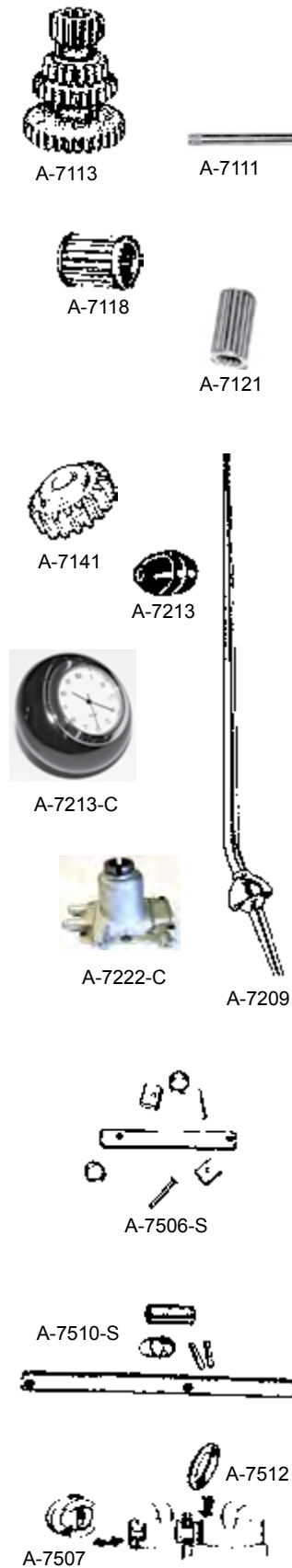
	A-6648	Oil Return Pipe Flange Gaskets.	1	1928-31	1.00 pr.
	A-6700	Timing Cover & Front Oil Pan Packing. (Soak thoroughly in oil).	1	1928-34	2.95 pr.
	A-6700-B	Front Crankshaft Seal. (Install with lip facing rear of engine. Smooth seal rubbing surface required). No modifications to engine required. 4 & 8 cyl.	1	1928-53	14.95 ea.
	A-6730	Oil Pan Drain Plug with Copper Gasket.	1	Mid'28-38	2.75 set
	A-6734-C	Copper Gasket. Used on the oil pan drain plug. Use as spare when changing oil. Included with A-6730.	1	Mid'28-38	.95 ea.
	A-6750	Dip Stick, 4 cyl. Round loop handle.	1	1928-34	1.95 ea.
	A-6763-A	Oil Filler Pipe with Internal Baffles.	1	1928-31	6.95 ea.
	A-6764	Oil Breather Set. Relieves oil blow by odor.	1	1928-31	39.95 set
	A-6766-A	Oil Filler Cap. 4 tang style. Plain steel.	1	1928-31	3.95 ea.
	A-6766-C	Oil Filler Cap. Chrome plated.	1	1928-31	4.50 ea.
	A-6775/78-S	Model A Motor Aprons. (Engine pans).	1	1928-31	56.50 pr.
	A-6780	Motor Apron Bolt Set. (18 pcs.)	1	1928-31	1.95 set
	A-6781	Oil Pan Gasket Set. (4 pcs.)	1	1928-31	5.95 set
	A-6781-C	Cork Oil Pan Gasket Set.	1	1928-31	8.95 set
	A-6782	Oil Pan & Valve Cover Bolt Set. Black oxide finish. (60 pc. set)	1	1928-31	7.95 set

## Transmission

	A-7000-BB	Emergency Brake Lever Boot. Black	1	1928-31	4.95 ea.
	A-7000-GB	Gearshift Boot. Black.	1	1928-39	4.95 ea.
	A-7006	Transmission Case Special Square Head Filler and Drain Plug. Passenger & Commercial.	2	1928-38	.80 ea.
	A-7017-B	Main Drive Gear. USA.	1	1928-31	157.95 ea.
	A-7025-SR	Main Drive Gear Bearing with Snap Ring. (Inside seal removeable w/ knife point). Fits 7017 gear. Used Sept. 1929 thru 1948.	1	1929-48	21.95 ea.
	A-7040	Main Drive Gear Baffle, Oil Slinger. (Center of baffle lays flat against bearing.) Use A-1180 to hold in place. Sept. 1929-On.	1		1.95 ea.
	A-7060	Transmission Main Shaft. USA.	1	1928-31	74.95 ea.
	A-7063	Main Shaft Pilot Bearing Spacer. Slides over end of A-7060. This prevents damage to A-7118 bearing.	1	1928-31	.75 ea.
	A-7065-SR	Main Drive Gear Bearing with Snap Ring. (Inside seal removeable w/ knife point). Fits 7060 shaft. Used Sept 1929 thru 1948.	1	1929-48	21.95 ea.
	A-7070	Transmission Rear End & Steering Box Grease. Modern type SAE 140 w/ coating additive.		1912-39	10.95 qt.
	A-7080-B	Baffle for Trans. Main Shaft Bearing. USA.	1	1929-31	1.50 ea.
	A-7090	Universal Joint Assembly. Pass. & Comm.	1	1928-48	119.95 ea.
	A-7095	Universal Joint Retainer Bolt & Washer. Holds U-joint A-7090 to end of A-7060 main shaft & spring washer. (tabbed side of washer goes on first)	1	mid'28-48	1.75 ea.
	A-7100	Low & Reverse Sliding Gear. USA.	1	1928-31	94.95 ea.

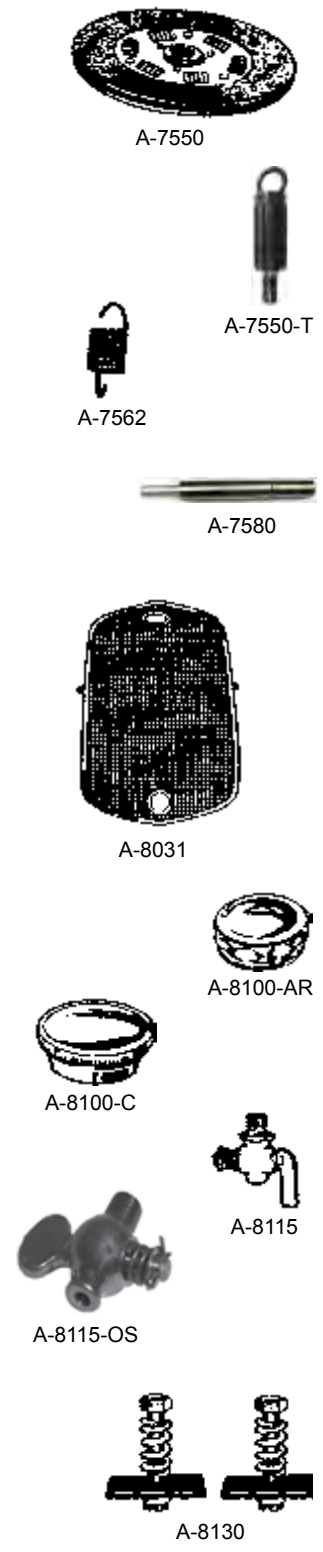
# Model A Parts

Part #	Description	Reqd.	Years	Price
<b>Transmission</b>				
A-7101	Second & High Sliding Gear. USA	1	1928-31	103.95 ea.
A-7111	Transmission Counter Shaft. USA	1	1928-31	9.95 ea.
A-7111-S	Transmission Shaft Seals for Both Shafts. End that greasy mess on your floor.	1	1928-31	19.95 kit
A-7113	Cluster Gear. Made in USA.	1	1928-31	249.95 ea.
A-7115	Cluster Gear Spacer. Installed between A-7118 & A-7121, inside A-7113.	1	1928-31	1.50 ea.
A-7118	Main Shaft & Cluster Bearing. Short. Fits A-7060 & A-7111 shafts. 1-7/16" long.	2	1928-50	4.95 ea.
A-7119	Cluster Shaft Thrust Washer.	2	1928-1/29	3.50 ea.
A-7121	Countershaft Roller Bearing. Fits A-7111 & A-7113. 1-11/16" long.	1	1928-50	4.95 ea.
A-7140	Transmission Reverse Idler Shaft. USA.	1	1928-31	7.95 ea.
A-7141	Reverse Idler Gear. USA.	1	1928-31	74.95 ea.
A-7153	Transmission Gasket Set.	1	1928-31	2.25 set
A-7160	Clutch Housing to Trans. Case Bolts. Black oxide. (8 pc. set)	1	1928-31	2.25 set
A-7209	Gear Shift Lever Assembly. Chromed.	1	1928-31	48.95 ea.
A-7213	Gear Shift Knob. Black. Original design. Passenger & Commercial.	1	1928-36	3.95 ea.
A-7213-C	Shift Knob with Clock. Black knob with Quartz Clock embedded in mushroom top. (Remove clock to change battery) <i>A neat Gift item.</i>	1	1928-36	34.95 ea.
A-7222-C	Gear Shift Housing.	1	1929-31	29.95 ea.
A-7225	Trans. Housing Cover Bolt Set. (12 pcs.)	1	1928-31	1.95 set
A-7233/4	Shifter Plungers & Spring Set. (Mount in trans. cover & slip into notches in the shift rails.) Worn plungers allow car to slip out of gear. (3 pc. set)	1	1928-37	4.95 set
<b>Clutch</b>				
A-7503	Clutch Housing to Flywheel Housing Bolt Set. Black oxide finish. (22 pcs.)	1	1928-31	3.95 set
A-7506-B	Clutch & Brake Pedal Shaft.	1	1928-31	3.95 ea.
A-7506-S	Pedal Shaft Set w/ Bushings, Rivets & Washers. (8 pcs.)	1	1928-31	10.95 set
A-7507	Pedal Shaft Collar & Rivet. Fits at end of A-7506.	1	1928-31	3.95 set
A-7508	Clutch & Brake Pedal Bushing. 4 cyl. (Use 4 on A-7506 shaft & 2 on A-7510 shaft)		1928-34	1.50 ea.
A-7509-A	Pedal Shaft Pin.	2	1928-31	.50 ea.
A-7509-B	Pedal Collar Pin. Used with A-7507 collar.	1	1928-31	.50 ea.
A-7510	Clutch Release Shaft.	1	1928-31	5.95 ea.
A-7510-S	Clutch Release Shaft Set w/ Bushings & Pins. (5 pc. set)	1	1928-31	8.95 set
A-7512	Pedal Shaft Spring Washer.	1	1928-31	.50 ea.
A-7513-B	Clutch Release Shaft Pin.	2	1928-50	.50 ea.
A-7515	Clutch Shaft Release Fork. Assists in disengaging clutch pressure plate. Fits all except 60 hp.	1	1928-48	21.95 ea.
A-7515-K	Clutch Release Fork Shaft Key. Used with multiple clutch through early 1929.	1	1928-29	.35 ea.



# Model A Parts

Part #	Description	Reqd.	Years	Price
<b>Clutch</b>				
A-7521-S	Clutch Adjusting Shaft Yoke & Trunnion Nut.	1	1929-31	9.50 set
A-7522-B	Clutch Adjusting Shaft Trunnion Nut. (Turn nut clockwise to decrease clearance between clutch & pressure plate).	1	1929-31	1.95 ea.
A-7550	Clutch Disc. Assy. 9" dia. Made in USA. Fits all except 60 hp.	1	1928-40	39.95 ea.
A-7550-T	Clutch Alignment Tool. Handy device to center clutch disc when being installed.	1	1929-40	4.95 ea.
A-7561-B	Clutch Release Bearing Hub.	1	1929-31	29.95 ea.
A-7562	Clutch Release Bearing Spring.	1	1929-31	1.25 ea.
A-7563	Pressure Plate, 9". Rebuilt. <b>Sold Exchange Only.</b> (1928-40 except 60 hp V-8) Not for 1928 multiple disc style.	1	1928-40	109.95 ex.
A-7563-MB	Pressure Plate Mounting Bolt Set. The bolt & washer set to bolt the pressure plate to the flywheel. (24 pcs.) Fits Model A, B & V-8 (except 60 hp.)	1	1928-40	2.95 set
A-7580	Clutch Release (Throwout) Bearing. USA. 4 cyl. & 85/100 hp.	1	1929-48	16.95 ea.
A-7600	Clutch Pilot Bearing. Double shielded. Fits in flywheel.	1	1928-75	3.50 ea.
<b>Radiator</b>				
A-8005-AHD	Radiator Assembly. Heavy Duty. A 33% increase in fins per square inch. Provides cooler running temperature. USA.	1	1928-29	649.95 ea.
A-8005-AR	Radiator Assembly. Flat fin & tube core. 3 Rows 2-1/4" thick. 5 1/2 fins per square inch.	1	1928-29	589.95 ea.
A-8005-B	Radiator Assembly. Flat fin & tube core. 3 Rows 2-1/4" thick. 5 1/2 fins per square inch.	1	1930-31	589.95 ea.
A-8005-BHD	Radiator Assembly. Heavy Duty. A 33% increase in fins per square inch. Provides cooler running temperature. USA.	1	1930-31	649.95 ea.
A-8028-MK	Stone Guard Mounting Kit. Stainless steel mounting clips, screws and rubber grommets. (8 pcs.) (This set is included in all the stone guard sets we sell.)	1	1928-31	11.95 kit
A-8029	Radiator Stone Guard. Polished stainless.	1	1928-29	149.95 ea.
A-8030	Radiator Stone Guard. Polished stainless.	1	1930	149.95 ea.
A-8031	Radiator Stone Guard. Polished stainless.	1	1931	149.95 ea.
A-8080	Radiator Plaque Mounting Set. Stainless.	1	1928-31	1.95 set
A-8100-AR	Radiator Cap. Threaded style. Chrome plated brass.		1928-29	16.95 ea.
A-8100-C	Radiator Cap. Stainless steel. Eaton design.	1	1930-31	19.95 ea.
A-8110-AR	Radiator Cap Gasket. Die cut leather.	1	1928-29	.50 ea.
A-8110-B	Radiator Cap Gasket. Die cut leather.	1	1930-31	.50 ea.
A-8115	Radiator Drain Petcock. Replacement style.	1	1909-34	9.95 ea.
A-8115-OS	Radiator Drain Petcock. Leak proof. Exact duplicate of original. Solid brass. USA. Used with A-8291.	1	1909-34	11.95 ea.
A-8130	Radiator Mounting Kit. Springs, pads, bolts & nuts. (8 pc. set)	1	1928-48	5.25 set



# Model A Parts

Part #	Description	Reqd.	Years	Price
<b>Radiator</b>				
A-8133	Radiator Brace Rods w/ Lock Washers & Nuts. Zinc plated.	1	1928-31	14.95 pr.
A-8133-SS	Radiator Brace Rods. Polished stainless steel. Nuts & lock washers included.	1	1928-31	32.95 pr.
A-8140/41-S	Radiator Brace Rod Brackets on Firewall. Stainless steel. Passenger & Pickup.	1	1928-34	9.95 pr.
A-8200-AC	Radiator Shell. Chrome plated.	1	1928-29	179.95 ea.
A-8200-AS	Plain Steel Radiator Shell. No holes for that smooth Hot Rod Look.	1	1928-29	129.95 ea.
A-8200-SS	Radiator Shell. Polished stainless steel. With painted upper & lower insert areas. Set. Black oxide. (12 pcs.)	1	1931	589.95 ea.
A-8203	Radiator to Radiator Shell Mounting Screw	1	1928-29	1.95 set
A-8204	Radiator to Radiator Shell Mounting Screw	1	1930-35	1.95 set
A-8210-AS	Radiator Shell Grommet Set. For horn & light conduits.	1	1928-29	1.00 set
A-8210-BS	Radiator Shell Grommet Set. For horn & light conduits.	1	1930-31	1.50 set
A-8212-A	Radiator Shell Emblem. Blue porcelain.	1	1928-30	16.95 ea.
A-8212-AC	Radiator Emblem. Blue porcelain. This fastens to shell with a special clip held by lockwasher and brass nut.	1	1928-30	32.50 ea.
A-8212-B	Radiator Emblem. Stainless steel oval, stamped in script with black enamel lettering.	1	1931	17.95 ea.
A-8216-A	Crank Hole Cover w/ Rivet. Polished stainless.	1	1928-29	1.95 set
A-8216-B	Crank Hole Cover w/ Rivet. Polished stainless.	1	1930-31	1.95 set
A-8220-C	Hood Rod Retainer on Rad. Shell. Stainless.	1	1928-31	3.95 ea.
A-8250-AR	Cylinder Head Water Neck. USA. 5-3/8" tall.	1	1928-29	21.95 ea.
A-8250-B	Cylinder Head Water Neck. 6" tall.	1	1930-31	21.95 ea.
A-8255-A	Cylinder Head Water Outlet Gasket.	1	1928-31	.50 ea.
A-8255-C	Cylinder Head Water Outlet Copper Gasket. Original gasket between the head & water outlet neck. Show quality.	1	1928-31	5.25 ea.
A-8260/86	Radiator Hose Set. Red.	1	1928-31	19.95 set
A-8260/86-B	Radiator Hose Set. Black w/ red stripe.	1	1928-31	19.95 set
A-8260/86-AR	Red Radiator Hose Set. (set of 3)	1	1928-29	18.95 set
A-8261-S	Radiator Hose Clamp Set. (6 pcs.)	1	1909-31	5.95 set
A-8273	Temperature Probe Pipe. Unit mounts in upper hose and ends of pipe are rolled to provide snug fit of hose. Correct clamps included. Black powder coated.	1	1928-31	17.95 ea.
A-8276	Mounting Bolt Set for the Water Inlet on Side of Engine. 4 cyl.	1	1928-34	2.95 set
A-8280	Gasket for Water Inlet on Side of Eng. 4 cyl.	1	1928-34	.50 ea.
A-8280-C	Water Inlet Copper Gasket. Original gasket between the left side of the engine and the water inlet.	1	1928-31	2.95 ea.



A-8140/41-S



A-8200-AS



A-8210-AS



A-8210-BS



A-8212-A



A-8216-A



A-8216-B



A-8250-B



A-8260/86-B



A-8261-S



A-8273



A-8280

# Model A Parts


Part #	Description	Reqd.	Years	Price
<b>Radiator</b>				
A-8290-AR	Water Pipe for Early A. Designed for larger diameter Powerhouse generator. Petcock fitting installed.	1	1928-29	12.95 ea.
A-8290-ARSS	Early 1928 SS Water Pipe. This pipe is Mandrill Bent as original. Used with the Powerhouse generator.	1	early 1928	18.95 ea.
A-8291	Water Outlet Pipe. USA. Authentic threaded fittings for petcock. (Petcock not included) Black powder coated.	1	1928-31	12.95 ea.
A-8291-SS	Stainless Steel Water Outlet Pipe. Mandrel bent pipe. Petcock fitting 2-1/2" from end. Blueprint copy.	1	1928-31	22.50 ea.
<b>Water Pump &amp; Fan</b>				
A-8501	Water Pump. Complete w/ housing, shaft & all internal parts. Made in USA.	1	1928-31	110.00 ea.
A-8501-K	Water Pump Rebuild Kit with Impeller on Steel Shaft.	1	1928-31	49.95 kit
A-8501-KSS	Water Pump Rebuild Kit with Impeller on Stainless Steel Shaft.	1	1928-31	54.95 kit
A-8501-LP	Water Pump. Leakless type. Sealed front bearing never needs grease. Impeller pinned to stainless shaft. Rear bronze bushing has a lipped seal. No end play. Leakless brass pack nut. Painted with grease fittings. USA.	1	1928-29	139.95 ea.
A-8501-LPZ	Water Pump. Leakless type. Sealed front bearing never needs grease. Impeller pinned to stainless shaft. Rear bronze bushing has a lipped seal. No end play. Leakless brass pack nut. Painted with grease fittings. USA.	1	1930-31	139.95 ea.
A-8502	Water Pump Mounting Stud & Nut Set. 12 pcs.	1	1928-31	3.50 set
A-8502-MB	Water Pump Mounting Bolts.	1	1928-31	5.95 set
A-8503	Water Pump Mounting Nut & Lock Washer Set. (8 pc. set)	1	1928-31	1.95 set
A-8505	Water Pump Cover. Double snap style. Choose black or green.	1	1928-31	6.95 ea.
A-8506	Water Pump Grease Zerk w/ Cover. Brass. 4 cyl.	1	1928-34	2.25 ea.
A-8507	Water Pump to Cylinder Head Gasket.	1	1928-31	.50 ea.
A-8510-S	Stainless Steel Water Pump Shaft. Standard length, less impeller.	1	1928-31	19.95 ea.
A-8511	Water Pump Thrust Collar & Washer Assy. Fits between front of housing & fan hub. Controls fan end play.	1	1928-31	3.25 set
A-8511-K	Fan Shaft Mounting Key, Castle Nut & Cotter Pin. 4 cyl. (3 pcs.)	1	1928-34	1.00 set
A-8512	Water Pump Impeller. (Press on 8-9/16" from fan end. It is best to pin impeller to shaft. Use 3/16" drill & cross drill impeller & shaft).	1	1928-29	6.95 ea.
A-8513	Water Pump Tear Drop Impeller Thrust Washer. Stainless Steel.	1	1928-35	1.25 ea.



A-8291



A-8501



A-8501-K



A-8505



A-8506



A-8511

# Model A Parts

Part #	Description	Reqd.	Years	Price
<b>Water Pump &amp; Fan</b>				
A-8520-LB	Water Pump Leakless Rear Bushing. With 2 seals to be leakproof only when new shaft is used. Bronze. 4 cyl.	1	1928-34	18.95 ea.
A-8523	Brass Water Pump Pack Nut with Modern Seal Installed. Correct for 1928-29 but fits all years 1928-34. (Leakless only with new shaft.)	1	1928-34	17.95 ea.
A-8523-STD	Water Pump Nut, Brass. (Correct for 1928-29 but will fit 1928-31, 4 cy.)	1	1928-29	9.95 ea.
A-8523-W	Water Pump Wrench. Used to tighten packing nut to housing. Die stamped. 4 cyl.	1	1928-34	1.95 ea.
A-8523-WS	Ford Script with P Wrench. USA.	1	1928-34	2.25 ea.
A-8523-Z	Leakless Aluminum Water Pump Nut with Modern Seal Installed. Correct for 1930-31 but fits all years 1928-34 4 cyl. (Leakless only with new shaft.)	1	1928-34	16.95 set
A-8524	Water Pump Packing. Graphite rings. (3 pcs.)	1	1928-34	3.95 set
A-8524-T	Water Pump Packing. Teflon rope. Fits all water pump shafts. 4 cyl. (To install: cut in single rings & stagger joints)	1	1910-34	2.95 ea.
A-8530	Water Pump Roller Bearing and Sleeve. 4 cyl.	1	1928-34	4.95 set
A-8540	Water Pump Felt, Cup, & Washer Set. Holds felt at either end of bearing. (6 pcs.)	1	1928-34	1.95 set
A-8542	Water Pump Bearing Felt Washer. Acts as grease retainer. Part of A-8540. 4 cyl.	2	1928-34	.50 ea.
A-8575	Thermostat. Fits in upper hose for proper cooling. Non-rusting stainless steel. 4 cyl.	1	1928-34	9.95 ea.
A-8600	Two Blade Fan Assembly. Die cast, tempered alloy. Looks like genuine fan. 4 cyl. USA.	1	1928-34	53.95 ea.
A-8600-4B	Four Blade Fan Assembly. Steel reinforced rib non-original fan for added cooling action. 4 cyl.	1	1928-34	65.00 ea.
A-8620	Fan Belt. V style for authentic look. 4 cyl. USA.	1	1928-34	9.95 ea.
<b>Cowl &amp; Fuel Tank</b>				
A-9000	Fuel Tank Welt. 10' length. 1-1/2" wide X 1/8" bead. (This welt also used at rear of A-16050/51 nose pieces)	1	1928-31	3.95 ea.
A-9000-PS	Fuel Preservative & Stabilizer.	All years		18.00 qt.
A-9000-RK	Fuel Tank Sealer/Repair Kit. Contains cleaner, etch, sealer & repair putty.	All years		59.95 kit.
A-9008-AR	Gas Tank Clamp w/Hardware. Clamps hold bottom of tank to lower firewall. Takes 5 per side.	10	1928-29	2.25 ea.
A-9009	Gas Tank to Firewall Bolts. (24 pc. set)	1	1928-29	3.50 set
A-9010	Gas Tank Screw Set with Star Washers. (20 pcs.)	1	1930-31	2.95 set
A-9010-B	Gas Tank Clamp w/Hardware. Clamps hold bottom of tank in place. Takes 2 per side.	4	1930-31	2.25 ea.
A-9020	Gas Tank Filler Screen & Spark Arrestor. For non-threaded tank. Stainless steel.	1	1928-31	10.95 ea.
A-9030-AR	Gas Cap. Threaded type. Chrome plated brass.	1	1928-29	16.95 ea.
A-9030-C	Gas Cap. Stainless steel.	1	1930-31	18.95 ea.

# Model A Parts

Part #	Description	Reqd.	Years	Price
<b>Cowl &amp; Fuel Tank</b>				
A-9030-GB	Gas Bib. Lays across cowl to protect paint while refueling.	1	1928-31	16.95 ea.
A-9035-AR	Gas Cap Gasket. Die cut leather.	1	1928-29	.75 ea.
A-9035-B	Gas Cap Gasket. Die cut leather.	1	1930-31	.75 ea.
A-9066-R	Cowl Tank Grommet. Special grommet supports A-17260-A as cable housing enters tunnel up to speedometer.	1	1928-30	2.95 ea.
A-9155-B	Fuel Filter. Die cast body w/ glass bowl. Fits under hood on firewall.	1	1928-31	32.95 ea.
A-9155-RK	Fuel Filter Repair Kit. With tubular screen & gaskets for cast iron filters.	1	1928-31	3.95 kit
A-9156	Corrugated Fiber Filter for Glass Sediment Bowl. Fits inside the glass sediment bowl.	1	1928-31	11.95 ea.
A-9158	Sediment Bowl Glass <i>Only</i> .	1	1928-31	5.95 ea.
A-9160-S	Gas Strainer Gasket & Screen Set. Brass screen & neoprene gasket fits glass bowl sediment bulb.	1	1928-31	1.50 set
A-9161	Late Zenith Side Bowl Filter.	1	1931	49.95 ea.
A-9171	Grommet for Late 1931 Shut-off Valve. Used on indented firewall.	1	1931	2.95 ea.
A-9189-A	Fuel Shut-off Valve. Under tank. Brass. Leakless. USA. Fits 1928 thru mid 1931. (Also Commercial & Truck 1932-47)	1	1928-31	29.95 ea.
A-9189-B	Fuel Shut-off Valve. Brass. Leakless. Fits indented firewall vehicles only.	1	Late '31	34.50 ea.
A-9190/6V	Electric Fuel Shut-off Valve. Electro flow system stops dangerous & smelly gas line leaks. Splice into 1/4" line from firewall to carburetor. Shuts off fuel flow. Instructions included. USA. Top quality. 6 volt.		1928-31	61.50 ea.
A-9191/12V	Electric Fuel Shut-off Valve. Electro flow system stops dangerous & smelly gas line leaks. Splice into 1/4" line from firewall to carburetor. Shuts off fuel flow. Instructions included. USA. Top quality. 12 volt.		1928-31	74.95 ea.
A-9192-A	Fuel Valve Stem. Used April '29 thru May '31. This is a solution to all of the original gas shutoff valves that leak due to years of usage.	1	1929-31	8.95 ea.
A-9193-S	Shut-off Valve Repair Kit. Fits brass valve.	1	1928-31	1.95 kit
A-9193-T	Gas Tank Filter. Fits in shut-off valve A-9189-A & B.	1	1928-31	3.95 ea.
A-9195-B	Fuel Shut-off Valve Packing Nut. The brass nut that holds the packing in place. This should be used when replacing A-9192-A.	1	1929-31	2.25 ea.
A-9230-A	Gasline with Fittings - Tank to Firewall. Seamless steel.	1	1928-29	9.95 ea.
A-9230-B	Gasline with Fittings - Tank to Firewall. Seamless steel.	1	1930-31	9.95 ea.
A-9240-B	Gasline to Carburetor with Fittings.	1	1928-31	4.95 ea.
A-9240-C	Gasline with Fittings. Seamless steel. Used with indented firewall.	1	Late '31	4.95 ea.

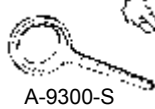


# Model A Parts

Part #	Description	Reqd.	Years	Price
<b>Cowl &amp; Fuel Tank</b>				
A-9299-A	Gas Tank Anti-squeak. Woven canvas-like material. Fits between tank & body wherever A-9000 is NOT used.	1	1928-29	2.25 ea.
A-9299-AS	Gas Tank Anti-squeak. Woven canvas-like material. Fits between tank & body wherever A-9000 is NOT used. Fordor Sedans Only.	1	1928-29	2.25 ea.
A-9299-B	Gas Tank Anti-squeak. Woven canvas-like material. Fits between tank & body wherever A-9000 is NOT used. Fordor Sedans.	1	1930-31	2.25 ea.
<b>Fuel Gauge</b>				
A-9300-HD	Gas Gauge Tool Set. Heavy duty.	1	1928-31	10.95 ea.
A-9300-S	Gas Gauge Tool Set. Removes inner & outer nuts.	1	1928-31	6.95 set
A-9312-D	Deluxe Gas Gauge Assembly. (8 pc. set) Includes both inner & outer chromed nuts, lens, black dial, float & neoprene gaskets.	1	1928-31	39.95 set
A-9312-F	<b>NEW</b> Cork Float for Gas Gauge.	1		2.95 ea.
A-9312-PF	Gas Gauge Float, Plastic. No modifications required for installation.	1	1928-31	3.95 ea.
A-9313-C	Gas Gauge Brass Float. Impervious to modern fuel. This float should be trouble free.	1	1928-31	12.50 ea.
A-9320-S	Deluxe Gas Gauge Rebuilding Kit with Gaskets, Lens & New Plastic Float.	1	1928-31	5.95 kit
A-9321/23	Gas Gauge Gasket Set. Economy set. No float or lens.	1	1928-31	1.95 set
A-9325	Gas Gauge Face Plate.	1	1928-31	6.95 ea.
A-9326	Gas Gauge Nut. Small Inner. Chromed.	1	1928-31	7.95 ea.
A-9330	Gas Gauge Nut. Large Outer. Chromed.	1	1928-31	6.95 ea.
A-9331	Gas Gauge Slip Washer. This is the large brass slip washer used when A-9330 is installed in the tank.	1	1928-31	.95 ea.
<b>Manifold</b>				
A-9425	Intake Manifold. Cast Iron. All are drilled and plugged for vacuum wiper. USA.	1	1928-31	99.95 ea.
A-9426	Intake Manifold Mounting Bolts and Lockwasher Set. Raven finish. (4 pc. set).	1	1928-31	1.00 set
A-9430	Exhaust Manifold. USA. Exact duplicate.	1	1928-31	99.50 ea.
A-9433	Exhaust/Intake Manifold Gasket Set. Metal faced 1piece gasket w/ gland rings. 4 cyl. (metal side out).	1	1928-34	7.95 set
A-9433-BC	Manifold Copper Gaskets.	1	1930-34	13.95 pr.
A-9433-C	Manifold Copper Gaskets.	1	1928-30	13.95 pr.
A-9438	Manifold Mounting Stud Set. Hardened. (4 pcs.)	1	1928-34	3.50 set
A-9439	Manifold Washer & Nut Set. Plated. (8 pcs.)	1	1928-34	4.50 set
A-9440	Gland Ring Set for Manifold. (Set of 4) Fits exhaust ports on block for a leak free fit at manifold. 4 cyl.	1	1928-34	2.25 set
A-9443	Heavy Manifold Stud Washer Set. Extra thick stud washers. Spreads tension on castings when drawing nut snug. 4 cyl. (4 pcs.)	1	1928-34	3.95 set



A-9300-HD



A-9300-S



A-9320-S

A-9321/23



A-9312-D



A-9326



A-9312-PF



A-9313-C




A-9326



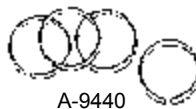
A-9330



A-9425



A-9430



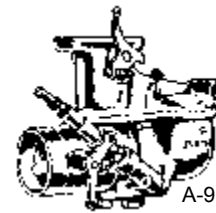
A-9440



A-9433

# Model A Parts

Part #	Description	Reqd.	Years	Price
<b>Carburetor</b>				
<b>Please Note</b> We must have your rebuildable carburetor before shipment will be made. The core must be the same as the carburetor you are ordering. We are unable to extend a core charge.				
A-9447	Carburetor Mounting Gasket at Intake Manifold. Use on Model A only.	1	1928-31	.50 ea.
A-9447-C	Copper Carburetor Mounting Gasket.	1	1928-31	2.95 ea.
A-9502	Carburetor Gasket Set. Zenith A.	1	1928-31	1.95 set
A-9502-TL	Carburetor Gasket Set. Tillotson A. For potmetal carb. Used on Model A only.	1	1928-31	1.95 set
B-9502	Carburetor Gasket Set. B Zenith. 4 cyl.	1	1932-34	1.95 set
A-9510	Zenith Carburetor. USA. Brand new from Zenith blueprints.	1	1928-31	459.95 ea.
A-9510-A	Zenith 1, Air Balanced Carburetor. New air balanced design for improved performance when using an air filter. 100% authentic appearance.		1928-31	499.95 ea.
A-9510-NT	New Tillotson Carburetor. Brand new production Model X.		1928-34	360.00 ea.
A-9510-Z	Rebuilt Zenith Carburetor. <b>Exchange Only.</b>		1928-31	179.95 ex.
A-9525	Carburetor Adjusting Needle. Zenith or Tillotson.	1	1928-31	4.95 ea.
A-9528	Choke Adjusting Needle Housing. Brass. Zenith or Tillotson Carb.	1	1928-31	6.95 ea.
A-9532	Adjusting Needle Seat. Brass. Fits Zenith.	1	1928-29	1.95 ea.
A-9538	Carburetor Cap Jet. Solid brass. Zenith A.	1	1928-31	3.95 ea.
A-9545	Secondary Well. Zenith Carb. 4 cyl.	1	1928-31	3.95 ea.
A-9547	Choke Shaft. Zenith Carb. Standard size.	1	1928-31	5.50 ea.
A-9547-N	Choke Shaft Thick Nut & lock washers. Holds A-9548 lever to end of A-9547 choke shaft. Zenith. Also fits Tillotson A-9547-T shaft.	1	1928-31	.50 ea.
A-9547-T	Choke Shaft. Brass. Tillotson Carb.	1	1928-31	5.95 ea.
A-9548	Choke Shaft Lever. Cadmium plated. Zenith or Tillotson Carb.	1	1928-34	2.50 ea.
A-9549	Carburetor Air Shutter (Choke ) Plate. Zenith A.	1	1928-31	1.95 ea.
A-9549-S	Zenith Choke & Throttle Plate Screw Set. Stainless. (4 pcs.) Fine thread, oval. USA.	1	1928-31	1.00 set
A-9550	Zenith Carburetor Float. Brass. 4 cyl. Ballasted & pressure tested. USA made.	1	1928-31	22.95 ea.
B-9550	Carburetor Float. Brass. Zenith B. 4 cyl.	1	1932-34	14.95 ea.
A-9550-T	Tillotson Carb. Float for Model X & XF.	1	1928-31	32.95 ea.
A-9558	Carburetor Float Pin. Zenith only. Machined brass for accurate fit.	1	1928-31	.35 ea.
A-9559-B	Zenith Carb. Strainer w/ Brass Fittings.	1	1928-31	7.50 ea.
A-9559-C	Zenith Carb. Strainer w/ Cadmium Plated Fittings.	1	1928-31	7.50 ea.
A-9564-A	Zenith A Float Valve w/ Viton Seal.	1	1928-31	14.95 ea.
A-9564-C	Zenith 'A' Viton Tipped Needle/Seat. Provides improved fuel shut-off. <i>Model A Zenith only.</i> USA	1	1928-31	17.95 ea.
A-9570-C	Adjusting Needle Driver. Cadmium plated. Zenith or Tillotson Carburetors.	1	1928-31	8.50 ea.



A-9510



A-9510-NT



A-9550



A-9559

Part #	Description	Reqd.	Years	Price
<b>Carburetor</b>				
A-9576	Zenith Passage Plug Kit. Includes all 3 sizes.	1	1928-31	2.95 ea.
A-9577-A	Idle Adjusting Needle Cap & Spring Set. Brass. This is larger 3/8" head. Zenith.	1	28-mid '30	2.95 set
A-9577-B	Idle Adjusting Needle Cap & Spring Set. Brass. This is larger 3/8" head. Zenith.	1	mid 30-1931	2.95 set
A-9577-C	Idle Adjusting Needle Cap & Spring Set. Cadmium plated. Uses 5/16" head.	1	1930-31	2.95 set
A-9578/9-B	Idle Needle Spring & Brass Cap. Zenith carburetor. (2 pcs.)	1	1928-30	1.00 set
A-9578/9-C	Idle Needle Spring & Cadmium Cap. Zenith carburetor. (2 pcs.)	1	1930-31	1.00 set
A-9581-A	Throttle Shaft & Lever Assembly. Zenith.	1	1928-31	14.95 ea.
A-9581-B	Throttle Shaft & Lever Assembly. .015" oversize for Zenith 'A' carburetor.	1	1928-31	22.50 ea.
A-9581-T	Throttle Shaft & Lever Assembly. Tillotson.	1	1928-31	11.95 ea.
A-9583	Throttle Shaft Bushings. Fits each side of carburetor neck. With instructions.	1	1928-31	1.95 pr.
A-9586	Venturi. Cast zinc. Zenith carburetor.	1	1928-31	4.95 ea.
A-9590	Zenith Carburetor Rebuild Kit w/Instruction. (20 pcs.)	1	1928-31	36.95 kit
A-9590-C	Carburetor Lower Drain Plug. Cadmium plated.	1	1930-31	1.50 ea.
A-9590-T	Tillotson Carburetor Rebuild Kit w/Instructions. (14 pcs.)	1	1928-31	29.95 kit

## Choke, Spark & Throttle Controls

A-9600	Air Maze Cleaner. Fits Model A Zenith & Tillotson Carburetors.	1	1928-31	22.95 ea.
A-9600-F	Paper Filter for Air Maze. This special paper element filter cleans the dust out that causes engine wear. Double screened fits in place of wire mesh for clean air flow.	1	1928-31	10.95 ea.
A-9600-M	Metal Filter for the Air Maze.	1	1928-31	5.95 ea.
A-9700-B	Choke Rod Assembly. With sleeve, spring & knob. 26" long.	1	1928-29	9.95 ea.
A-9700-C	Choke Rod Assembly. With sleeve, spring & knob. 28-1/2" long.	1	1930-31	9.95 ea.
A-9705	Choke Rod Sleeve. Steel.	1	1928-31	1.25 ea.
A-9709	Choke Rod Spring. Original black finish.	1	1928-31	.50 ea.
A-9715/17-S	Choke Rod Grommet Set. Fits tank & firewall.	1	1928-31	1.50 set
A-9725	Accelerator Cap. Screws on to acc. assy.	1	1928-31	2.95 ea.
A-9735-F	Fulton Accessory Accelerator Pedal. Includes mounting screws.	1	1928-31	26.50 ea.
A-9737	Accelerator Spring. The straight cylindrical style. Used 1928 thru late 1929.	1		2.95 ea.
A-9737-B	Accelerator Spring, Plated. Tapered cylindrical shape. Late 1929 & on.	1		2.25 ea.
A-9742-S	Control Rod Set - Spark, Throttle, Accelerator. Cadmium plated. (3 pc. set)	1	1928-31	10.95 set
A-9765/70-S	Accelerator Foot Rest w/ Base.	1	1928-34	9.95 set

Part #	Description	Reqd.	Years	Price
<b>Generator</b>				

**Please Note** Rebuilt Generators require a re-buildable core. We cannot process your order until the core is received. Gaslight is unable to extend a Core Charge.

A-10000	Generator. Rebuilt. <b>Sold Exchange Only.</b> <b>Less pulley.</b> A complete rebuilt generator with all new or refurbished parts. New field coils, bearings, brushes and post kit installed. The armature is turned, polished, ground tested and then growl tested for shorts. 4 cyl.	1	1928-34	210.00 ex.
A-10000-A6	Alternator, 6 volt. Positive Ground. Great dependability & a must have when running up-graded lighting or accessories. 45 amp. (5 year guarantee against defects.)	1	1928-31	179.95 ea.
A-10000-A12	Alternator, 12 volt. Negative Ground. Same as 6 volt only 95 amp.	1	1928-31	179.95 ea.
A-10020-B	Generator Rebuilding Kit. Totally complete. (Over 75 pcs.)	1	1929-31	53.95 kit
A-10069	Generator Brush Set. (3 pcs.) Not for Powerhouse type.	1	1929-39	2.95 set
A-10094	Generator Front Bearing. Double shielded.	1	1929-48	3.50 ea.
A-10128	Bushing. Fits generator end plate. Not for early powerhouse style units.	1	4/30 -31	1.00 ea.
A-10130-B	Generator Pulley. Machined cast iron. Fits long & short taper shafts.	1	1928-31	23.95 ea.
A-10132	Generator Pulley Cap Screw & Washer Set. Fits 7/8" tapered pulley. 1/4"-28.	1	1928-4/30	.95 set
A-10140-C	Generator Cover Band. With built-in air scoop for added cooling. Regular generator only.	1	1928-39	16.95 ea.
A-10142	Generator Cover Band with Hardware. Die formed steel. Regular generator only.	1	1928-39	2.95 ea.
A-10143	Generator Pulley Cap Screw & Washer Set.	1	4/30 -32	1.00 set
A-10144-R	Generator Pulley Adapter. Allows you to use a short nose pulley on a long nose generator. USA.	1	1928-31	1.95 ea.
A-10152	Generator Mounting Bolt Set.	1	1929-34	1.95 set
A-10156	Generator Tension Bracket. Bolts to timing gear cover to eliminate movement & keep belt tight.	1	1929-34	4.95 ea.
A-10175-C	Field Coils for Generator.	1	1928-34	62.95 set
A-10505	Generator Cutout Positive ground. Fits on top of generator. Quality foreign product. (Note: Clip goes on side closest to mounting ears)	1	1928-31	42.95 ea.
A-10505-F	Diode Version Script Cutout. 6 volt. 5 amp rated. (Note: Clip goes on side closest to the mounting ears. This is the arm side.)	1	1919-39	49.95 ea.
A-10505-GCS	Generator Cutout Mounting Screw Set. Raven finish. (4 pc. set)	1	1929-39	.75 set
A-10505-R	Voltage Regulator. Positive ground. Looks same as cutout. (Not for V-8's or Model T's).	1	1928-31	84.50 ea.
A-10505-SC	Semi-conductor Cutout. Delivers full 20 amp continuous service. Positive ground system only.	1	1928-31	56.50 ea.
A-10505-SF	Diode Fuse Kit. Fits A-10505 & A-10505-F. Positive ground. Prevents overload & short circuit.	1	1928-29	3.95 kit

# Model A Parts

Part #	Description	Reqd.	Years	Price
<b>Generator</b>				
<b>Please Note</b> Rebuilt Generators require a re-buildable core. We cannot process your order until the core is received. Gaslight is unable to extend a Core Charge.				
A-10606	Voltage Drop Resistor. Used when converting to 12 volt system & retaining original 6 volt style accessories.	1	1919-54	14.50 ea.
A-10850-A	Ammeter 20-20.	1	1919-31	7.95 ea.
A-10850-B	Ammeter 30-30. Non-Script.	1	1919-31	8.95 ea.
A-10850-BF	Ammeter 30-30. Ford Script.	1	1919-31	9.95 ea.
A-10850-F	Ammeter 20-20. Ford script.	1	1919-31	9.95 ea.
A-10850-N	Ammeter Nut Set. (1 pr.)	1	1919-31	1.50 set

Part #	Description	Reqd.	Years	Price
<b>Starter</b>				
<b>Please Note</b> Rebuilt Starters require a rebuildable core. We cannot process your order until the core is received. Gaslight cannot extend a Core Charge.				
A-11002-C	Starter Motor. Rebuilt. <b>Sold Exchange Only.</b> A complete rebuilt starter with all or refurbished parts. New field coils, bushings, brushes installed. Armature turned, polished, ground tested and then growl tested for shorts. Painted.	1	1928-31	210.00 ex.
A-11025-BS	Starter Motor Rebuilding Kit. 60 piece kit for complete job. Not for ball bearing starters.	1	1928-31	52.50 kit
A-11054-S	Starter Brush Set. Set of 4.	1	1929-33	4.95 set
A-11080	Starter Field Coil Set, 6 Volt.	1	1928-32	56.95 set
A-11102-C	Bronze Starter Field Contact.	1	1928-31	4.95 ea.
A-11125	Starter Motor Cover Band w/ Mounting Hardware. Die formed steel.	1	1928-32	2.95 ea.
A-11130-SH	Starter Shim Paper Gasket.	1	1928-31	.50 ea.
A-11135-A	Starter Drive End Plate Bushing. Fits early starters only. 688 O.D.	1	1928-29	2.75 ea.
A-11136	Starter End Plate Bushing. The rear bushing used in the brush end plate. Thin wall.	1	Early '28	1.25 ea.
A-11136-B	Starter End Plate Bushing. The rear bushing used in the brush end plate. Thick wall.	1	Mid'28-48	1.25 ea.
A-11350	Starter Bendix Drive Assy. with Spring.	1	Mid'28-50	36.75 ea.
A-11350-M	Modern Style Bendix Drive. More reliable & works great with 6 or 12 volts.	1	1928-53	21.00 ea.
A-11350-T	Modern Bendix Drive Installation Tool. A helpful tool when installing the modern Bendix drive.	1	1928-31	19.95 ea.
A-11375-C	Starter Drive Spring. 3/8" bolt eyelets.	1	1928-53	7.95 ea.
A-11378-S	Starter Drive Screw & Washer Set (3/8").	1	1928-50	3.95 set
A-11380	Starter Drive Shaft Key. Case hardened steel.	1	1928-50	.25 ea.
A-11450-C	Starter Switch w/ Copper Contact. Cadmium plated. USA.	1	1928-31	17.95 ea.
A-11451	Starter Switch Mounting Screws & Washers. (8 pc. set)	1	1928-31	1.00 set
A-11452	Starter Switch Gasket & Insulator. Oil & water resistant material.	1	1928- mid '30	1.00 set
A-11460	Safety Fuse Block. USA. Mounts on starter. Protects vehicle wiring system. 4 cyl. Now includes longer screws for mounting and 2 fuses.	1	1928-31	12.95 ea.

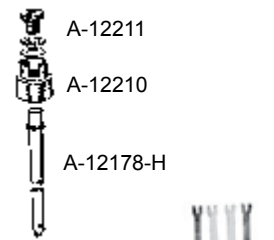
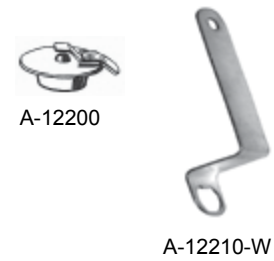
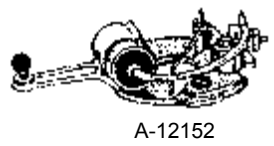
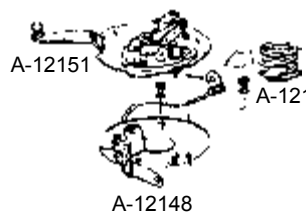
# Model A Parts

Part #	Description	Reqd.	Years	Price
<b>Starter</b>				
A-11460-F	Replacement Fuses for A-11460. (Pkg. of 5) 30 amp. fuses.	1	1928-31	1.75 pkg
A-11470	Starter Push Rod. Plated. Screws into starter switch.	1	1928-34	1.95 ea.
A-11471-P	Starter rod Cover. Rubber pad for starter rod. Non original.	1	1928-31	1.25 ea.
A-11480-S	Starter Push Rod Grommet & Cover. Oval style.	1	1928-30	2.50 set
A-11481-S	Starter Push Rod Grommet & Cover. Round style. Used Sept. 1930 thru 1931.	1	1930-31	2.50 set
<b>Instrument Panel</b>				
A-11556	On-off Switch Plate.	1	1928-31	1.00 ea.
A-11556-A	Key Fob with Ford Logo & Specific Year. USA.	1	1928	4.95 ea.
A-11556-B	Key Fob with Ford Logo & Specific Year. USA.	1	1929	4.95 ea.
A-11556-C	Key Fob with Ford Logo & Specific Year. USA.	1	1930	4.95 ea.
A-11556-D	Key Fob with Ford Logo & Specific Year. USA.	1	1931	4.95 ea.
A-11557-A	Outer Ring for Ignition Switch Plate. Stainless steel.	1	1928-31	2.95 ea.
A-11575-ER	Ignition Switch Assembly. Replacement type. Authentic appearance under the hood but uses the replacement switch in the dash.	1	1928-31	29.95 ea.
A-11575-F	Ignition Switch. Small cable. Replacement style. A-14560-G used to prevent short outs.	1	1928-31	23.95 ea.
A-11575-SW	Switch and Keys Only. Replacement style.	1	1928-31	10.95 ea.
A-11654	Headlight Switch Assembly. Cadmium plated. Fits at bottom of steering column.	1	1928-37	16.95 ea.
A-11805-AR	Instrument Panel w/ Screws. Chromed. For Oval Speedometer.	1	'28-5/30	52.95 ea.
A-11805-E	Instrument Panel w/ Screws. Chromed. For Round Speedometer.	1	4/30-'31	52.95 ea.
<b>Ignition</b>				
A-12000-P	Ignition Coil with Bracket, 6 volt. 4 cyl.	1	1928-34	18.95 ea.
A-12000-F	Ignition Coil w/Bracket, Ford script. 4 cyl.	1	1928-34	54.95 ea.
A-12002	Coil Bracket Mounting Screw Set. 4 cyl. (4 pcs.)	1	1928-34	1.00 set
A-12100	Distributor Assembly with Precision Cam. Made in USA. Exact duplicate.	1	1928-31	169.95 ea.
A-12105	Distributor Body. Black bakelite. 4 cyl.	1	1928-34	18.95 ea.
A-12105-S	One Piece Distributor Cap Set. Includes wiring & rubber moisture boots. 4 cyl.	1	1928-34	29.95 set
A-12106	Distributor Set Screw & Nut. Screw holds distributor in head.	1	1928-31	1.25 set
A-12115	Distributor Body Cap. USA.. 4 cyl.	1	1928-34	4.50 ea.
A-12127-K	Distributor Hardware Kit. All screws, rivets & insulators required for rebuilding a distributor.	1	1928-31	5.95 kit
A-12132	Distributor Shaft Bushing. Graphited bronze. Used in cast iron base where A-12178-H fits. 4 cyl.	2	1928-34	.75 ea.



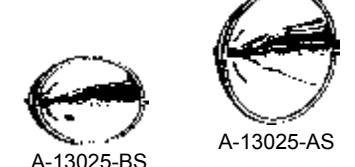
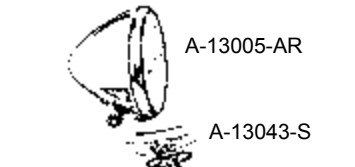
# Model A Parts

Part #	Description	Reqd.	Years	Price
<b>Ignition</b>				
A-12135	Distributor Base Oiler. Nickel plated knurled brass. Exact duplicate.	1	1928-34	2.95 ea.
A-12137	Distributor Breaker Plate Spring. Fits on top of lower plate.	1	1928-31	.50 ea.
A-12144	Distributor Cap Clamp & Rivet Set. 4 cyl. (4 pc. set)	1	1928-34	6.50 set
A-12148	Distributor Lower Plate w/ Wire Pigtail.	1	1928-31	11.95 ea.
A-12148-LW	Lower Plate Extended Wire. Longer pigtail wire provides maximum flexibility for A-12151 or A-12152 upper plates.	1	1928-31	3.50 ea.
A-12149	Lower Distributor Plate. An improved wireless lower plate with brass contacts to insure positive contact.	1	1928-31	15.95 ea.
A-12149-K	Wireless Plate Adapter Kit. Used with our A-12149 & A-12152. Kit includes template & instructions.	1	1928-31	1.95 ea.
A-12151	Distributor Upper Plate w/ Insulated Point Pad.	1	1928-31	6.95 ea.
A-12152	Ignition Upper Plate Conversion. Uses modern points & condenser. Requires A-12148-LW to reach modern points.	1	1928-31	27.95 ea.
A-12160	Distributor Point Block. Complete w/ mounting screws. Made in USA.	1	1928-31	5.95 ea.
A-12178-H	Distributor Upper Shaft w/ Lube Hole. Precision ground upper shaft & screw drilled for oiling with thrust washer. USA.	1	1928-31	11.95 set
A-12180	Distributor Cam Steel Thrust Washer. Fits under collar of upper shaft in top of distributor. 1/64" thick.	1	1928-31	.25 ea.
A-12194	Distributor Shaft Fiber Washer. Fits between distributor base and top of A-12195. Reduces shaft end play. 1/32" thick.	1	1928-31	.25 ea.
A-12195	Distributor Shaft Sleeve & Pin Set. 4 cyl. Sleeve fits at base of distributor. Pin holds it in place.	1	1928-34	1.25 set
A-12199	Ignition Point Set. (Gap at .018/.022)	1	1928-31	9.95 set
A-12199-M	Ignition Points for A-12152 Conversion.	1	1928-31	6.95 set
A-12199-Q	Ignition Point Set. Higher quality.	1	1928-31	14.95 ea.
A-12200	Rotor for Distributor, 4 cyl. Made in USA.	1	1928-34	3.95 ea.
A-12210	Distributor Cam. Hardened & ground. USA. For Model A but will fit Model B 4 cyl.	1	1928-34	12.95 ea.
A-12210-W	Distributor Cam Wrench. Quick adjust. Allows cam adjustment without removing distributor body or plug wires. 4 cyl.	1	1928-34	2.50 ea.
A-12211	Distributor Cam Screw & Washer Set. Screw with oil hole drilled and washers. This 2 pc. set holds cam. 4 cyl.	1	1928-32	1.50 set
A-12249	Distributor Lower Shaft in Block. Fits between A-6551 & upper shaft. 4 cyl. USA.	1	1928-34	4.95 ea.
A-12275-A	Spark Plug Connectors. Straight die-stamped bronze. 3-1/8" long. (Set of 4)	1	1928-5/30	2.95 set
A-12275-B	Spark Plug Connectors. Offset die stamped bronze. 3-1/8" long. (Set of 4).	1	6/30-1931	2.50 set



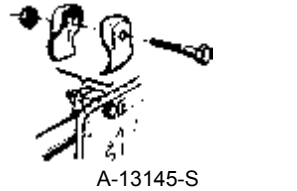


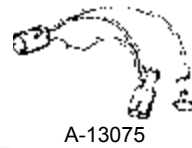

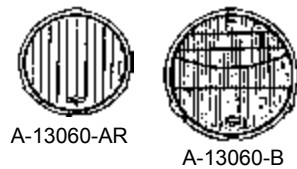
# Model A Parts

Part #	Description	Reqd.	Years	Price
<b>Ignition</b>				
A-12280	Heat Baffle. Fits under distributor. Protects condenser from engine heat. Polished stainless steel. Not for heater manifold.	1	1928-31	9.95 ea.
A-12300	Condenser. Heat proof. Made in USA.	1	1928-31	7.95 ea.
A-12300-F	False Condenser Shell for A-12152. Use this with A-12152 modern upper plate. Maintains original appearance of distributor. USA.	1	1928-31	3.95 ea.
A-12300-M	Condenser. Used with A-12152 conversion.	1	1928-31	4.95 ea.
A-12405-3X	Champion 3X Spark Plug. Brass top. 'The Judging Plug' (Gap .032-.035. 4 cyl.)	4	1928-31	36.95 ea.
A-12405-B	Champion Spark Plug. Provides a moderately hotter spark for the short trips. 7/8".	4	1928-31	12.95 ea.
A-12405-R	Spark Plug. Modern replacement 7/8" thread. This plug runs slightly hotter than A-12405-B. Great plug for the driving car.	4	1928-31	4.95 ea.
A-12405-T	Engine Lift/Head Puller Tool. Used to remove engines & stock heads. Using 2 makes the job easier.	1	1928-31	9.95 ea.
A-12409	Spark Plug Nuts. Brass nuts for the top of the spark plugs. USA.	1	1928-31	2.25 set
A-12410	Spark Plug Gaskets. Ring style. Fits 7/8" plugs. (Set of 4)	1	1909-34	2.25 set
<b>Headlamps</b>				
A-13000	Headlamp Bulb, 50-32 cp. 6 volt. Dbl. contact.	2	1919-34	1.25 ea.
A-13000/12V	Headlamp Bulb, 50-32 cp. 12 volt Double contact. Straight pins.	2	1928-34	1.50 ea.
A-13000-HAL	Hallogen Headlamp Bulb. Uses original style base for easy installation.	1	1919-34	27.00 ea.
A-13000-MB	<b>NEW</b> Headlight Mounting Bolts.	1		11.95 ea.
A-13005-A	Headlamp Assembly. Stainless steel. 1 bulb style. Script fluted lens.	1	1928-29	320.00 pr.
A-13005-AR	Headlamp Assembly. Stainless steel. 2 bulb style. Script fluted lens.	1	1928-29	320.00 pr.
A-13005-F	Headlamp Assembly. Stainless steel. 2 bulb style. Ford script lens.	1	1930-31	320.00 pr.
A-13005-G	Headlamp Assembly. Stainless steel. 1 bulb style. Ford script lens.	1	1930-31	320.00 pr.
A-13007-Q12	Halogen Adapter Kit. Converts standard headlights to Halogen. 12 volt only.	1	All	29.95 kit
A-13010-A	Reflector Inner Steel Ring. Must be welded in the headlight bucket. (2 req'd)	2	1928-29	13.50 ea.
A-13010-B	Reflector Inner Steel Ring. Must be welded in the headlight bucket. (2 req'd)	2	1930-31	13.50 ea.
A-13021-A	Top Rim Clip. Holds rim to headlight shell.	1	1928-29	1.95 ea.
A-13021-B	Top Rim Clip. Holds rim to headlight shell.	1	1930-32	1.50 ea.
A-13025-AS	Headlamp Reflectors. 1 bulb style for all single bulb cars w/ cowl lights. Chrome plated brass.	1	1928-31	59.95 pr.
A-13025-BS	Headlamp Reflectors. 2 bulb style for all double bulb cars without cowl lights. Chrome plated brass.	1	1928-31	59.95 pr.




# Model A Parts

Part #	Description	Reqd.	Years	Price
<b>Headlamps</b>				
A-13043-A	Headlamp Outer Rim. Stainless steel. (Order 2 if doing one vehicle)	1	1928-29	29.50 ea.
A-13043-B	Headlamp Outer Rim. Stainless steel. (Order 2 if doing one vehicle)	1	1930-31	29.50 ea.
A-13043-S	Headlamp Rim Latch Rebuild Set for 2 Rims. Stainless T bars. (Set of 8)	1	1928-36	5.95 set
A-13047	Headlamp Mounting Rivet Set. Stainless steel rivet head screws & lock nuts. This 36 pc. set does both head lamps.		1928-36	3.50 set
A-13060-AR	Headlight Lens. Fluted. Ford script. Exact duplicate.	2	1928	18.95 ea.
A-13060-B	Headlight Lens. Twolite. Ford script. Exact duplicate.	2	1929-31	18.95 ea.
A-13061-AS	Headlamp Wire Lens Retainers. (Set of 6)	1	1928-29	2.25 set
A-13061-BS	Headlamp Wire Lens Retainers. (Set of 6)	1	1930-32	1.95 set
A-13065-R	Headlamp Lens Gaskets. Treated cork & neoprene. Car & Truck.	1	1928-37	1.75 pr.
A-13075-AR	Headlight Socket Assembly. 1 bulb AR style.	1	1928	18.95 pr.
A-13075-BR	Headlight Socket Assembly. 2 bulb style.	1	1928-29	19.95 pr.
A-13075-CR	Headlight Socket Assembly. 1 bulb style. Used with cowl lights.	1	1928-29	18.95 pr.
A-13075-FR	Headlight Socket Assembly. 2 bulb style.	1	1930-31	24.95 pr.
A-13075-GR	Headlight Socket Assembly. 1 bulb style. Used with cowl lights.	1	1930-31	18.95 pr.
A-13078	Sleeve. Attaches conduit collar to headlight bucket. Solid brass.	1	1929-32	4.95 ea.
A-13079	Headlight Wiring Socket Holder in Base of Headlamp. Holds wiring in place as it protrudes from bottom of bucket.	1	1929-32	3.95 ea.
A-13101-AS	Headlamp Focusing Spring & Stainless Steel Screw Set. (4 pc. set)	1	1928-29	1.50 set
A-13101-BS	Headlamp Focusing Spring & Stainless Steel Screw Set. (4 pc. set)	1	1930-31	1.50 set
A-13114-A	Headlight Bar Rubber Pads. Fits between fender & bar.	1	1928-29	1.00 pr.
A-13114-B	Headlight Bar Rubber Pads. Fits between fender & bar.	1	1930-31	1.00 pr.
A-13119	Headlamp Bar to Fender Bolt Set. (12 pcs.)	1	1928-31	2.95 set
A-13145-S	Front License Plate Clip Set w/ Bolts & Nuts.	1	1928-31	2.95 set
A-13145-SS	Stainless Steel Front License Plate Clip Set w/Bolts & Nuts.	1	1928-31	4.95 set
<b>Cowl Lights</b>				
Stainless steel lights made to exacting original specifications readily gives the deluxe appearance to any Model A. All parts are made exactly alike and interchangeable with original parts. The arms are chrome plated.				
A-13300-AR	Cowl Light Assembly. Stainless steel shells & chrome arms. Exact duplicate.	1	1928-29	149.95 pr.
A-13300	Turn Signal Kit for Cowl Lights. Includes 12 volt bulbs. (Use A-13301 for 6 volt system).	1	1928-29	29.95 ea.
A-13300	Cowl Lamp Assembly with Signals Installed. -AR/TS	1	1928-29	172.50 pr.
A-13300	Cowl Lamp Assembly with Signals Installed. -ARWS	1	1928-29	172.50 pr.



# Model A Parts


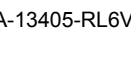











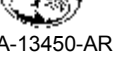












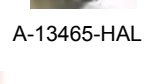



Part #	Description	Reqd.	Years	Price
<b>Cowl Lights</b>				
A-13300-E	Cowl Light Assembly. Stainless steel shell & chrome arms. Exact duplicate.	1	1930-31	134.95 pr.
A-13300	Turn Signal Kit for Cowl Lights. Includes 12 volt bulbs. (Use A-13301 for 6 volt system).	1	1930-31	32.95 ea.
A-13300-WS	Cowl Lamp Assembly with Signals Installed. Stainless shells & chrome arms. Exact duplicate.	1	1930-31	146.95 pr.
A-13301	Turn Signal Bulb to Fit Above Kits. 6 volt, 21/6 cp. Double contact.	2	1928-31	1.50 ea.
A-13301/12V	Turn Signal Bulb. 12 volt. 21/3 cp. Double contact with offset pins.	2	1928-31	1.50 ea.
A-13302	Turn Signal Switch. Clamps on steering column. 7 wire design w/ flasher warning. Die cast.	1	1928-48	29.95 ea.
A-13302-KIT	Turn Signal Kit, Complete. Super bright LED turn signals. This kit can be used on 6V or 12V positive or negative ground. This is a great kit for any vintage auto.		All years	225.00 kit
A-13304-P	Turn Signal Flasher Socket w/ Wires. Must have part when converting your system.	1	1928-31	2.95 ea.
A-13304-S	Turn Signal Flasher Unit. 6 volt. USA. Heavy duty.	1	1928-34	4.95 ea.
A-13304-T	Turn Signal Flasher Unit. 12 volt. USA. Heavy duty.	1	1928-34	5.50 ea.
A-13308-AR	Cowl Light Lens. Clear glass.	2	1928-29	3.95 ea.
A-13308-D	Cowl Light Lens. Clear glass.	2	1930-31	5.95 ea.
A-13309-AR	Cowl Light Lens Gaskets.	1	1928-29	1.00 pr.
A-13309-C	Cowl Light Lens Gaskets.	1	1930-31	1.00 pr.
A-13315-C	Cowl Lamp Reflector.	1	1930-31	11.95 ea.
A-13316-S	Cowl Light Lens Retainer Clip Set. (6 pcs.)	1	1930-34	1.25 set
A-13318	Cowl Light Mounting Blocks. Fits inside body to prevent strain on cowl panel.	1	1930-31	3.95 pr.
<b>Tail Lamps</b>				
A-13405-L	Drum Tail Lamp & License Bracket Assembly. Left side. Made in USA. Used through Feb. 1929.	1	1928	119.95 ea.
A-13405-LC	12 Volt LED All Red Lens. Left Side. Everything needed to convert existing tail lamp to LED.	1	1929-31	31.95 ea.
A-13405-LC6V	6 Volt LED Card with Red Lens. Left Side. Everything needed to convert existing tail lamp to LED.	1	1929-31	34.95 ea.
A-13405-LL	12 Volt LED Tail Lamp Assembly solid red lens. Left Side. Polished stainless steel housing.	1	1929-31	47.95 ea.
A-13405-LL6V	6 Volt LED Tail Lamp Assembly solid red lens. Left Side. Polished stainless steel housing.	1	1929-31	49.95 ea.
A-13405-RC	12 Volt LED All Red Lens. Right Side. Everything needed to convert existing tail lamp to LED.	1	1929-31	23.95 ea.
A-13405-RC6V	6 Volt LED Card with Red Lens. Right Side. Everything needed to convert existing tail lamp to LED.	1	1929-31	26.95 ea.



# Model A Parts

**Part # Description Req'd. Years Price**









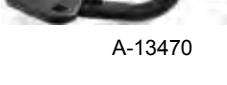


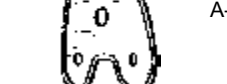
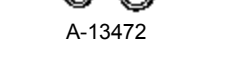
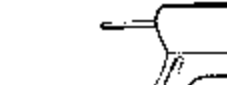



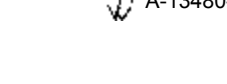





## Tail Lamps

	A-13405-RL	12 Volt LED Tail Lamp Assembly with Solid Red Lens. Right Side. Polished stainless steel housing.	1	1929-31	39.95 ea.
	A-13405-RL6V	6 Volt LED Tail Lamp Assembly with Solid Red Lens. Right Side. Polished stainless steel housing.	1	1929-31	41.95 ea.
	A-13406-AR	Drum Tail Lamp Assembly. Right side. USA.	1	1928	109.95 ea.
	A-13405-SL	Tail Lamp Assembly. Duolamp. Left side. Polished stainless steel. Exact duplicate.	1	1929-31	34.50 ea.
	A-13405-SR	Tail Lamp Assembly. Duolamp Right side Polished stainless steel. Exact duplicate.	1	1929-31	34.50 ea.
	A-13406-AR	Drum Tail Lamp Bracket. Stamped steel. USA.	1	1928	27.95 ea.
	A-13406-B	Rear License Bracket. Die stamped "Duolamp". USA. (Also for 1929-47 Pickups)	1	1929-31	6.95 ea.
	A-13408	Internal Plate & Rivets to Rebuild Drum Tail Lamp. (7 pc. set)	1	1928	19.95 set
	A-13410-R	Socket Assembly for Drum Type Tail Lamp.	1	1928	35.95 ea.
	A-13412	Tail Lamp Wiring in Fabric Loom. Authentic color-coded wiring.	1	1929-32	5.95 ea.
	A-13412-DC	Double Contact Socket. Used with A-13301 turn signal bulb.	All years		6.50 ea.
	A-13440-AR	Tail Lamp Body. Drum type. Nickel plated. Made in USA.	1	1928	29.95 ea.
	A-13442-AR	Stop Face Plate. Fits drum tail lamp. Die stamped steel. Made in USA.	1	1928	7.95 ea.
	A-13445-AR	White Lens for Drum Tail Lamp.	1	1928	7.50 ea.
	A-13445-B	White Lens for License Light.	1	1929-32	2.50 ea.
	A-13446	License Lens Retainer Set w/ Stainless Screws. Holds the clear license plate lens.	1	1929-48	1.00 set
	A-13448-A	Tail Lamp Rim. Stainless steel.	1	1929-31	4.95 set
	A-13449	Tail Lamp Screw Set. Tail lamp to bracket. Stainless. Includes 2 screws for T/L rim. (6 pcs.)	1	1929-32	1.95 set
	A-13450-AR	Red Tail Lamp Lens for Drum Type Lamp.	1	1928	7.95 ea.
	A-13450-B	Red Tail Lamp Lens w/Glass Blue Dot Center.	1	1929-31	14.50 ea.
	A-13450-F	Red Tail Lamp Lens.	1	1929-31	7.95 ea.
	A-13450-G	Red/Amber Tail Lamp Lens. 2 tone glass.	1	1929-31	8.95 ea.
	A-13450-S	Red/Amber Lens. "Stop" embossed in the upper amber portion of the lens.	1	1929-31	8.95 ea.
	A-13456-B	Snap Ring. Holds tail lamp lens in place.	1	1929-32	.75 ea.
	A-13460-AR	Drum Tail Lamp Gasket (2 pc. set)	1	1928	1.00 set
	A-13460-B	Tail Lamp Gasket Set. (3 pcs.)	1	1929-31	1.00 set
	A-13463	Tail Lamp Bracket Reinforcing Plate. Die formed to fit curved underside of fender.	1	1929-31	2.95 ea.
	A-13465	Stop Light Bulb. 6 volt. 21 cp. Single contact w/ straight pins. (Also Fits 1932-42 Commercial)	1	1926-32	1.10 ea.
	A-13465/12V	Brighter Stop/Brake Light Bulb. 12 volt, 21 cp. Yields higher visibility when used in a 12 volt system.	1	1929-42	1.25 ea.
	A-13465-HAL	Halogen Stop Light Bulb. Uses original style base for easy installation.	1	1919-31	17.00 ea.

# Model A Parts

**Part # Description Req'd. Years Price**

## Tail Lamps

	A-13465-HP	Brighter Stop/Brake Light Bulb. 6 volt. 30 cp. This higher candlepower offers better visibility & safety. Ensures other drivers will see you when using brakes.	1	1926-42	1.25 ea.
	A-13466	Light Bulb for Dome, Park, Tail Light, Dash Lamp & Cowl Lamp. 3 cp. 6 volt.	1	1919-36	.95 ea.
	A-13466/12V	Light Bulb for Cowl & Taillights as well as Dash, Dome & Parking Lights. 12 volt. 4 cp. Single contact.	1	1929-42	1.25 ea.
	A-13466-HAL	Halogen Tail/Dome/Dash/Cowl Bulb. Uses original base for easy installation.	1	1919-31	17.00 ea.
	A-13466-HP	Brighter Tail & Cowl Lamp Bulb. This higher candlepower bulb doubles light output. 6 cp. 6 volt.	1	1919-36	1.25 ea.
	A-13467	Mud Shield. This shield fits at rear of tail lamp & protects the wiring from mud. Comm.	1	1929-48	4.95 ea.
	A-13467-SS	Stainless Steel Mud Shield. Fits at rear of tail lamp and protects the wiring from mud. Comm.	1	1929-48	6.95 ea.
	A-13468	Tail Lamp Bracket Mounting Bolt Set. (9 pcs)	1	1929-31	1.95 set
	A-13468-SS	Tail Lamp Bracket Mounting Bolt Set. Stainless steel. (9 pc. set).	1	1929-31	3.50 set
	A-13470	Pickup Tail Lamp Bracket for A-13405-SL. 1929-30 & 1929-31 AA Truck. Also V-8 Pickup thru 1937.	1		7.95 ea.
	A-13470-AR	Drum Style Tail Lamp Bracket. Malleable iron casting. Pickup, Panel Truck & Bus.	1	1928-29	14.95 ea.
	A-13470-W	Oak Block for Tail Lamp Bracket. Pickup. Used for mounting taillight bracket under side of left rear pickup box. Includes 6 pc. mounting bolt set.	1	1928-31	4.50 ea.
	A-13471-AL	Drum Style Tail Lamp Bracket. Bolts to lower body corner. Driver's side. Malleable iron. Coupe and Roadster.	1	1928-29	14.95 ea.
	A-13471-AR	Drum Style Tail Lamp Bracket. Bolts to lower body corner. Malleable iron. Passenger side. Coupe and Roadster.	1	1928-29	19.95 ea.
	A-13471-B	Tail Lamp Bracket. Driver's side.	1	1929-31	6.95 ea.
	A-13471-BS	Drum Tail Lamp Bracket Bolt Set. These bolt AR brackets to rear corners of frame.	1	28- 7/29	1.00 set
	A-13471-R	Tail Lamp Bracket. Passenger's side.	1	1929-31	7.95 ea.
	A-13472	Tail Lamp Bracket Rubber Pad. Fits between bracket & fender.	1	1929-31	1.25 ea.
	A-13472-B	Tail Lamp Bracket. Fits 1929-31 Commercial Vehicles & Station Wagons: 1930-31 Panel, Dlx. Pickups, Dlx. & Special Deliveries.	1		13.95 ea.
	A-13480-AR	Stop Light Switch. Duplicate of original. Bolts to side of transmission.	1	1928-29	8.95 ea.
	A-13480-B	Stop Light Switch. Duplicate of original. Bolts to frame cross member.	1	1930-31	8.95 ea.
	A-13480-BS	Stop Switch to Cross Frame Mounting Bolts. (6 pc. set)	1	1930-31	1.00 set
	A-13507	Stop Light Switch Link to A-2457 Pin.	1	1928-29	1.00 ea.

# Model A Parts

Part #	Description	Reqd.	Years	Price
<b>Dash &amp; Dome Lights</b>				
A-13705-AR	Dash Lamp Assembly. Chrome plated. Duplicate of original. Fits A-11805-AR.	1	1928-30	22.95 ea.
-13705-C	Dash Lamp Assembly w/ Switch & Bracket. Fits under dash rail. For Closed Car.	1	1930-31	23.95 ea.
-13705-O	Dash Lamp Assembly w/ Switch & Bracket. Fits under dash rail. Open Car.		1930-31	23.95 ea.
-13708-AR	Chrome Cap only for A-13705-AR.	1	1928-30	11.95 ea.
A-13708-C	Chrome Cap only for A-13705-C.	1	1930-31	11.95 ea.
A-13769	Dome Lamp Switch on Pillar. As original. Use with A-13770.	1	1928-48	9.95 ea.
A-13770	Dome Lamp Switch Plate Cover. Nickel plated. Use with A-13769.	1	1928-48	2.95 ea.
A-13771	Dome Lamp Assembly. No built in switch.	1	1928-31	41.95 ea.
A-13776	Dome Lamp Assembly with Built-in Switch. Coupe & Tudor.	1	1928-31	47.95 ea.
A-13776-W	Wood Mounting Block for Dome Light. Fits between the roof ribs. Coupe.	1	1930-31	9.95 ea.
<b>Horn</b>				
A-13802	Sparton™ Horn Assembly w/Bracket & Sparton™ Horn Plate. 6 volt. Black powder coated. USA.	1	1928-31	274.95 ea.
A-13802-M	Non-original Horn. 12 volt only. Economy horn. Great sound.		All years	24.95 ea.
A-13802-T	Sparton™ Horn Assembly w/Bracket & Sparton™ Horn Plate, 12 volt. (Horn plate will not indicate 12 volt)	1	1928-31	279.95 ea.
A-13805-B	Horn Bracket. Die formed steel.	1	1928-31	1.95 ea.
A-13806	Ahoogah Horn Data Plate w/Nickeled Rivets. 6 volt.	1	1928-31	1.00 ea.
A-13807	Horn Bell Assembly w/Flange. To fit A-13802 Sparton™ Horn.	1	1928-32	64.95 ea.
A-13808	Horn Motor Cover Screw & Lock Washer Set. For motor driven horns.	1	1928-32	1.00 set
A-13809	Horn Motor Cover w/Adjust On It. (1 pc. style) Fits other style horns of the era.	1	1928-31	12.95 ea.
A-13809-FS	Sparton™ Horn Cover w/Script. 2 pc. style. Ford script & Sparton™ end.	1	1928-31	12.95 ea.
A-13809-S	Horn Motor Cover. 2 pc. style. Stamped Sparton™ & adjust..	1	1928-31	11.95 ea.
A-13811	Horn Diaphragm. Spring steel w/ forged hardened lug.	1	1928-31	5.95 ea.
A-13812	Horn Diaphragm Gaskets. Die stamped fiber.	1	1928-32	1.00 pr.
A-13816	Horn Rim Bolt Set. (12 pc. set)	1	1928-32	2.95 set
A-13817-S	Horn Motor Brushes & Spring.	1	1928-32	1.95 set
A-13840	Horn Bell Screen. Domed brass mesh. Non rusting.	1	1928-32	1.95 ea.



A-13705-AR



A-13705-C




A-13776



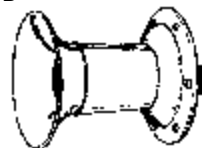
A-13802-M



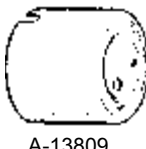
A-13805-B



A-13806



A-13807



A-13809



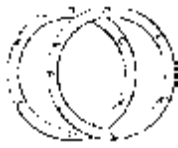
A-13809-FS



A-13909-S



A-13811



A-13812



A-13840

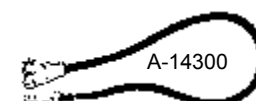


A-13816

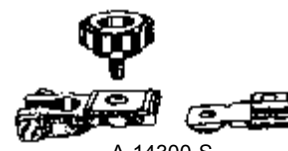


# Model A Parts

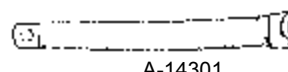
Part #	Description	Reqd.	Years	Price
<b>Wiring</b>				
A-14300	Battery to Starter Cable. 19" long. Fits negative post. A-14550-B support also used.	1	1928-31	9.50 ea.
A-14300-D	Battery Disconnect Switch. Cuts off battery current. 6 or 12 volt. Uses 16" cable.	1	1928-31	26.95 ea.
A-14300-DB	Mounting Bracket for A-14300-D. Mounts the battery disconnect switch on lower motor bolt to clear steering column and frame. USA.	1	1928-31	6.95 ea.
A-14300-S	Battery Disconnect Switch. Fits on terminal post. 6 or 12 volt. Made in USA.	1	1909-54	8.95 ea.
A-14301	Ground Connector Strap. Braided ground strap with tinned battery terminal.	1	1919-31	11.95 ea.
A-14302	Ignition Coil Wire to Distributor. Black lacquered wire.	1	1928-31	2.25 ea.
A-14305	Coil to Terminal Box Wire. Fits passenger + side of coil until Nov. 1929, then moved to driver's side thru end of production. 24" x 28".	1	1928-31	2.25 ea.
A-14350-A	Wiring Diagram for Cars with Cowl Lights. Fully detailed with color code identity. 24" x 28" Poster.	1	1928-31	5.95 ea.
A-14350-B	Wiring Diagram for Cars Without Cowl Lights. Fully detailed with color code identity. 24" x 28" Poster.	1	1928-31	5.95 ea.
A-14401-B	Dash Wiring Harness. The short harness from the terminal box to ammeter. (Red wire to - driver's side until Nov. 1929. then + passenger side to end)	1	1928-31	10.95 ea.
A-14403-A	Wiring Harness. 1 bulb style for cars with cowl lights.	1	1928-31	64.95 ea.
A-14403-C	Wiring Harness. 2 bulb style for cars without cowl lights.	1	1928-31	68.95 ea.
A-14406-AR	Generator to Terminal Box Wiring Harness in Steel Tube.	1	1928-30	18.95 ea.
A-14406-B	Generator to Terminal Box Harness. This runs from generator cutout to starter switch & terminal box.	1	1928-31	10.95 ea.
A-14422-AR	Tail Lamp Extension Wire with Proper Loom. For drum tail lamps.	1	1928	5.95 ea.
A-14423	Tail Lamp Crossover Wire Loom. Used when adding right rear tail lamp.	1	1928-40	11.95 ea.
A-14426	Cowl Light Wire Harness. Connects cowl lights to A-14403-A wire set.	1	1928-34	10.50 ea.
A-14464	Flag Terminal. Original style tinned brass.	1	1928-31	.50 ea.
A-14487	Wire Sleeve Connectors. Used to connect the various sections of a wiring harness. Rubber covered metal sleeves. (6 pcs.) (Need 2 sets for 1935-48).	1	1928-48	2.25 set
A-14488	Wiring Bullet Terminals. Solder to wire ends. (5 pcs.)		1928-48	1.95 set
A-14550-B	Battery Cable Support w/ Grommet at Clutch Housing. Prevents shorting of A-14300 cable.	1	1930-31	2.95 ea.



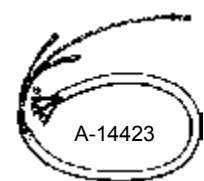
A-14300



A-14300-S



A-14301



A-14423



A-14426



A-14488



A-14550-B

# Model A Parts

Part #	Description	Reqd.	Years	Price
<b>Wiring</b>				
A-14560-G	Terminal Box Grommet. Fits ignition cable where it enters terminal box. Also battery cable.	1	1928-31	1.00 ea.
A-14560-S	Terminal Box Set. Ready to mount on firewall.	1	1928-31	11.95 set
A-14561-A	Terminal Box Lid.	1	1928-31	3.95 ea.
A-14561-WN	Terminal Box Wing nuts. Brass. 1 pair.	1	1928-31	2.00 pr.
A-14564	Cowl Light Wire Connector & Clip. The special connector used to connect A-14426 to the main harness at base of steering column.	1	1928-29	8.50 ea.
A-14564-B	Cowl Light Wire Connector & Clip. The special connector used to connect A-14426 to the main harness at base of steering column.	1	1930-31	8.50 ea.
A-14567-B	Speedometer Cable Housing Grommet. At firewall below choke rod.	1	1929-34	.50 ea.
A-14577	Steel Conduit Clip. Holds upper part of A-14406-AR to firewall below & towards driver's side.	1	1928-30	1.75 ea.
A-14577-A	Wiring & Speedometer Cable Clip. Holds A-14406-B to water inlet and firewall near terminal box. Holds 1/2" speedometer cable housing also.	2	1928-30	1.50 ea.
A-14577-B	Clip. Used to hold smaller speedometer cable housing to inside of firewall.	1	1929-32	1.50 ea.
A-14578-ARS	Horn & Headlight Wire Conduit Set. Smaller diameter conduit w/ 1/2" ferrules to fit 1928.	1	1928	15.95 set
A-14578-S	Horn & Headlight Conduit Cover Set. Stainless steel 1/2" Conduit w/ 9/16" ferrules.	1	1928-31	8.95 set
A-14582	Conduit Set for Horn & Headlight Wires. Non-metallic black lacquer. AA chassis.	1	1930-31	36.95 set
A-14584	Headlight Plugs. 3 hole style. Aligns & holds headlight wiring at base of headlight shell to fit sockets.	1	1929-32	1.95 pr.
A-14584-AR	Headlight Wire Plugs. Early style for 1/2" sockets with special brass terminals & screws. .665" o.d. Fits base sockets to hold wires apart. Prevents shorts.	1	1928-early '29	9.95 pr.
A-14585	Wiring Clip Set. Holds wiring on to frame. Black enameled. (10 per set)	1	1928-48	1.75 set
A-14593-AR	Cowl Light Crossover Wire Support Clip & Grommet.	3	1928-29	2.25 ea.
A-14593-B	Cowl Light Crossover Wire Support Clip & Grommet.	3	1930-31	2.25 ea.
A-14595	Drum Tail Light Wire Clips. Holds wiring to T/L bracket on all body styles using the drum style tail light. USA.	1	1928-29	2.75 pr.
A-14598	Headlight Wire Clip on Frame. This clip fits under left front hood latch at rear screw to prevent chaffing of headlight wiring.	1	1929-32	1.75 ea.
A-14600-AS	Firewall Grommet Set. The proper grommets for your firewall. (6 pc. set)	1	1928-31	4.95 set




A-14560-S



A-14561-WN



A-14577-A



A-14578-S



A-14584



A-14584-AR



A-14585



A-14593-AR



A-14598



A-14600-AS

# Model A Parts

Part #	Description	Reqd.	Years	Price
<b>Roadster &amp; Roadster Pickup Bodies</b>				
<b>High Quality, All Steel Bodies Mfg. for us by Brookville in Ohio</b>				
These are fully assembled stock bodies less the gas tank. Each has opening doors. Fully wooded. Stock floor pans installed. Numerous options for street rodders are available. Please Note: Truck shipping only—Crating charge extra.				
A-15028	Roadster Body. All steel. Includes rumble lid. (approximate crating charge - \$400.00)		1928-29	6,895.00 ea.
A-15029	Roadster Pickup Body. All steel. Order TK-100 bed separately. (approximate crating charge - \$350.00)		1928-29	4,995.00 ea.
A-15030	Roadster Body. All steel. Includes rumble lid. (approximate crating charge - \$400.00)		1930-31	6,895.00 ea.
A-15031	Roadster Pickup Body. All steel. Order TK-100 bed separately. (approximate crating charge - \$350.00)		1930-31	4,995.00 ea.
<b>Ford Front Fenders</b> Original gauge steel serrated wire bead				
A-16005-A	<b>Front Fender.</b> Right side, <b>Plain.</b> Die stamped steel. Made in USA.	1	1928-29	459.95 ea.
A-16005-AW	<b>Front Fender.</b> Right side w/ <b>Wheel Well</b> Installed for spare. Die stamped steel. USA.	1	1928-29	574.95 ea.
A-16006-A	<b>Front Fender.</b> Left side, <b>Plain.</b> Die stamped steel. Made in USA.	1	1928-29	459.95 ea.
A-16006-AW	<b>Front Fender.</b> Left side w/ <b>Wheel Well</b> installed for spare. Die stamped steel. USA.	1	1928-29	574.95 ea.
A-16005-C	<b>Front Fender.</b> Right side, <b>Plain.</b> Die stamped steel. Made in USA.	1	1930-31	435.00 ea.
A-16005-CW	<b>Front Fender.</b> Right side w/ <b>Wheel Well</b> installed for spare. Die stamped Steel. USA.	1	1930-31	559.95 ea.
A-16006-C	<b>Front Fender.</b> Left side, <b>Plain.</b> Die stamped steel. Made in USA.	1	1930-31	435.00 ea.
A-16006-CW	<b>Front Fender.</b> Left side w/ <b>Wheel Well</b> installed for spare. Die stamped steel. USA.	1	1930-31	559.95 ea.
A-16019	Fender to Bracket Bolt Set. Stainless steel. Used front & rear. (12 pc. set)	1	1928-29	2.50 set
A-16020	Fender Bracket Clip. Fits inner rim of fender where it bolts to bracket. Used front & rear.	1	1928-31	4.50 ea.
A-16021	Fender to Bracket Bolt Set. Stainless steel. Fender edge to bracket. Used front or rear. (12 pc. set).	1	1928-32	3.95 set
A-16024	Front Fender Brackets to Frame Bolt Set. (18 pc. set).	1	1928-29	3.95 set
A-16025-A	Front Fender Bracket. Stamped steel. USA.	2	1928-29	37.95 ea.

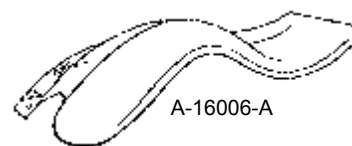


A-15028




A-15030

1928-29 Front Fender




A-16006-A

1930-31 Welled Front Fender



A-16006-CW

1930-31 Plain Front Fender

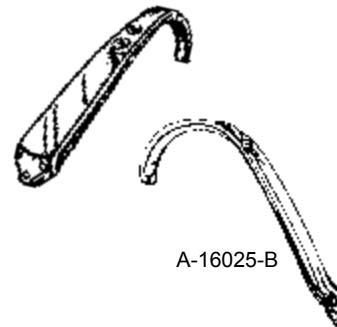


A-16005-C




A-16020

A-16025-A



A-16025-B



A-16031

See Part #  
A-16532/3-R  
for more



# Model A Parts

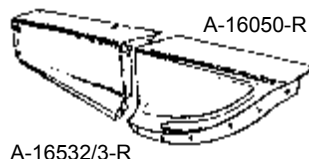
**Part # Description Req'd. Years Price**



## 1930 Front Fender Shields

The following fit all 1930 Body Styles – Gaslight Product – Made in USA

Part #	Description	Req'd.	Years	Price
A-16025-B	Front Fender Bracket. Stamped steel. USA.	2	1930-31	37.95 ea.
A-16026	Front Fender Bracket to Frame Bolt Set. 18 pcs.	1	1930-31	2.95 set
A-16028	Fender Well w/ Drain Hole. Holds spare tire in front fender.		1928-29	36.95 ea.
A-16031	Fender Well with Drain Hole. Stamped steel. 19 gauge. USA. Holds a spare tire in front fender.		1930-31	32.50 ea.
A-16050-R	Front Fender Shield. Right hand. Die stamped to Fit 1930. This is the short apron that is welded to the fender.	1	1930	64.95 ea.
A-16050-RS	Front Fender Shield. Right hand w/ side Mount Hole. This is the short apron that is welded to the fender.	1	1930	69.95 ea.
A-16051-R	Front Fender Shield. Left hand. Die- stamped to fit 1930. This is the short apron that is welded to the fender.	1	1930	64.95 ea.
A-16051-RS	Front Fender Shield. Left hand w/ side mount hole. This is the short apron that is welded to the fender.	1	1930	69.95 ea.



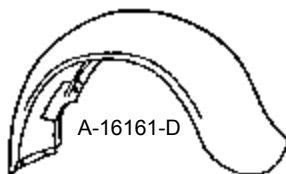
A-16532/3-R

## Rear Fenders & Brackets

Mfg. in Ohio stamped on our steel dies. Thousands Sold.

Part #	Description	Req'd.	Years	Price
A-16160-AR	Rear Fender. Right hand. Stamped steel. Coupe, Roadster, Cabriolet & Pickup.	1	1928-29	269.95 ea.
A-16160-ARQ	Rear Fender. Right hand. This Fender is from another manufacturer. Fits Coupe, Roadster, Cabriolet and Pickup. Excellent quality.	1	1928-29	375.00 ea.
A-16160-B	Rear Fender. Right hand. Stamped steel. Coupe, Roadster, Cabriolet & Pickup.	1	1930-31	269.95 ea.
A-16160-BQ	Rear Fender. Right hand. This Fender is from another manufacturer. Fits Coupe, Roadster, Cabriolet and Pickup. Excellent quality.	1	1930-31	375.00 ea.
A-16161-AR	Rear Fender. Left hand. Stamped steel. Coupe, Roadster, Cabriolet & Pickup.	1	1928-29	269.95 ea.
A-16161-ARQ	Rear Fender. Left hand. This Fender is from another manufacturer. Fits Coupe, Roadster, Cabriolet and Pickup. Excellent quality.	1	1928-29	375.00 ea.
A-16161-D	Rear Fender. Left hand. Stamped steel. Coupe, Roadster, Cabriolet & Pickup.	1	1930-31	269.95 ea.
A-16161-DQ	Rear Fender. Left hand. This Fender is from another manufacturer. Fits Coupe, Roadster, Cabriolet and Pickup. Excellent quality.	1	1930-31	375.00 ea.
A-16180-A	Rear Fender Brackets. Die formed steel. Coupe, Roadster & Pickup.	1	1928-29	21.50 pr.

1930-31 Rear Coupe Fender

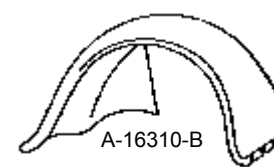


A-16161-D

# Model A Parts

**Part # Description Req'd. Years Price**

1930-31 Rear Sedan Fender



A-16310-B



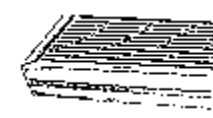
A-16340-B



A-16350



A-16400



A-16450-A



A-16450-C

## Rear Fenders & Brackets

Part #	Description	Req'd.	Years	Price
A-16180-B	Rear Fender Brackets. Die formed steel Coupe, Roadster & Pickup.	1	1930-31	21.50 pr.
A-16195	Rear Fender Bracket Bolt Set. Mounts brackets to body. (18 pc. set)	1	1928-31	2.95 set
A-16200	Rear Fender Housing Stud Set. (Braze studs to body) (4 pc. set) 2 sets required.	2	1928-31	2.50 set
A-16310-AR	Rear Fender. Right hand. Stamped steel. Phaeton, Tudor & Fordor Sedan.	1	1928-29	299.95 ea.
A-16310-B	Rear Fender. Right hand. Stamped steel. Tudor & Fordor Sedan & 4 Door Phaeton.	1	1930-31	299.95 ea.
A-16311-AR	Rear Fender. Left hand. Stamped steel. Phaeton, Tudor & Fordor Sedan.	1	1928-29	299.95 ea.
A-16311-D	Rear Fender. Left hand. Stamped steel. Tudor & Fordor Sedan & 4 Door Phaeton.	1	1930-31	299.95 ea.
A-16340-AR	Rear Fender Brackets. Die-formed steel. Sedan & Phaeton.	1	1928-29	43.50 pr.
A-16340-B	Rear Fender Brackets. Die-formed steel. Sedan & Phaeton.	1	1930-31	43.50 pr.

## Welt, Webbing, & Mounting Pads

Part #	Description	Req'd.	Years	Price
A-16345	Black Fender Welt. 25 ft. roll. 3/16" dia bead. 1-1/2" wide.	1	1928-31	9.95 roll
A-16350	Chassis Webbing. Treated cotton. 20 ft. roll.	1	1928-32	15.95 roll
A-16352	Body Mounting Pad Set. All Models. Pads fit between frame & blocks.	1	1928-31	5.95 set
A-16353	Cowl Shim Set. (6 pcs.) Used under the cowl to align the doors & hood.	1	1928-31	2.95 set

## Running Board Assemblies & Components

Part #	Description	Req'd.	Years	Price
A-16400	Running Board Step Plates. 'Ford' in the oval.	1	1928-31	41.50 pr.
A-16400-MB	Running Board Step Plate Mounting Screw & Nut Set. (16 pc. set)	1	1915-31	1.95 set
A-16450-A	Running Boards. Ribbed rubber & zinc trim installed. Passenger Car.	1	1928-29	198.95 pr.
A-16450-AS	Smooth Running Boards for Custom Look.	1	1928-29	239.95 pr.
A-16450-AST	Running Boards. Ribbed rubber & highly polished stainless steel trim. Passenger Car.	1	1928-29	264.95 pr.
A-16450-B	Running Boards w/ Shields Attached. Includes pyramid rubber & zinc trim. Ready to paint & install. Passenger Car.	1	1930	299.95 pr.
A-16450-BSS	Running Boards w/ Shields. Pyramid rubber & highly polished SS trim. Passenger Car.	1	1930	359.95 pr.
A-16450-BST	Running Boards. Pyramid rubber & highly polished SS trim. Fits A-16532/3-R Pass. Car.	1	1930	264.95 pr.
A-16450-C	Running Boards. Pyramid rubber covered w/ zinc outer trim. Passenger Car.	1	1931	264.95 pr.
A-16450-CS	Smooth Steel Running Boards for Custom Look.	1	1930-31	239.95 pr.
A-16450-CST	Running Boards. Highly polished stainless steel trim. Pyramid rubber. Passenger.	1	1931	264.95 pr.
A-16455-A	Running Board Matting. Ribbed type.	1	1928-29	26.95 pr.
A-16455-B	Running Board Matting. Pyramid type.	1	1930-31	26.95 pr.

## Running Board Assemblies & Components

Part #	Description	Reqd.	Years	Price
A-16459-T	Running Boards. Stamped steel w/ diamond design & Ford script to fit Commercial Vehicle.	1	1928-29	259.95 pr.
A-16460-T	Running Boards. Stamped steel w/ diamond design to fit Commercial Vehicle & Pickups.	1	1930-31	269.95 pr.
A-16461-AA	Running Boards. Stamped steel w/ diamond design. 29-1/2" long. AA Trucks.	1	1930-31	217.50 pr.
A-16462-AS	Running Board Strip Set. Zinc coated steel. (Set of 8 pcs.)	1	1928-29	59.95 set
A-16462-AST	Running Board Strip Set. Stainless steel. Highly polished. Passenger Car. (8 pc. set)	1	1928-29	89.95 set
A-16462-BS	Running Board Strip Set. Zinc coated steel. (Set of 8 pcs.)	1	1930	59.95 set
A-16462-BST	Running Board Strip Set. Highly polished stainless steel. Pass. Car. (8 pc. set)	1	1930	89.95 set
A-16462-CS	Running Board Strip Set. Zinc coated steel. (Set of 2 pcs.)	1	1931	33.95 set
A-16462-CST	Running Board Strip Set. Stainless steel. 2pc set.	1	1931	59.95 set

## Radiator Splash Aprons


A-16527	Radiator Splash Apron. Die stamped steel. Black primer coated.	1	1928-29	33.95 ea.
A-16527-A	Street Rod Style Radiator Apron with 3" Chop.	1	1928-29	89.95 ea.
A-16527-C	Radiator Splash Apron. Die stamped steel. Black primer coated.	1	1930-31	33.95 ea.
A-16527-D	Radiator Splash Apron. Original style. Die stamped. Provides final touch to your 1930-31. USA.	1	1930-31	69.95 ea.
A-16527-R	Street Rod Radiator Apron. Designed for the classic 1932 shell on a 1930-31 chassis.	1	1930-31	89.95 ea.
A-16529-AR	Front Radiator Splash Apron Pads w/Rivets.	1	1928-29	1.25 set
A-16529-B	Front Radiator Splash Apron Pad w/Rivets.	1	1930-31	1.25 set

## Running Board Aprons

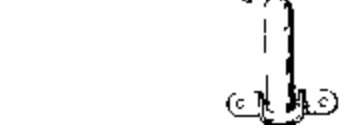
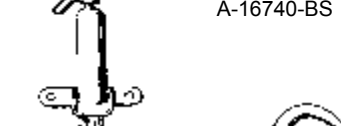

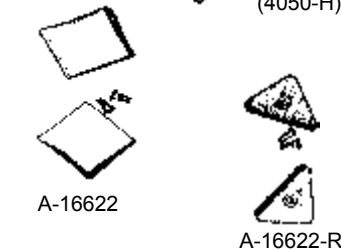
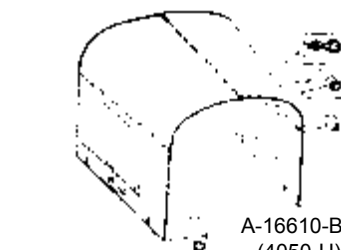
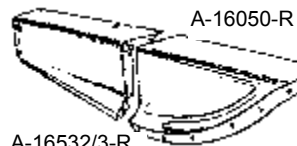
A-16532/3-R	Running Board Shields. Die stamped. Fastens to A-16050/51-R. Same length as the running boards. Used January 1930 to September 1930.	1	1930	174.95 pr.
A-16535	Running Board Shield. Right side. One piece style. Die stamped steel. Trophy quality. Used September 1930 thru 1931.			109.95 ea.
A-16536	Running Board Shield. Left side. One piece style. Die stamped steel. Trophy quality. Used Sept. 1930 thru 1931			109.95 ea.
A-16535/6-AR	Running Board Shields to Fit Early AR Only. Without hump.	1	1928	225.00 pr.
A-16535/6-B	Running Board Shields. With hump for emergency brake arms.	1	1928-29	225.00 pr.
A-16538	Running Board Shield. Right side. One piece style with hole for side mount arm. Die stamped steel. Trophy quality.	1	1931	114.95 ea.
A-16539	Running Board Shield. Left side. One piece style with hole for side mount arm. Die stamped steel. Trophy quality.	1	1931	114.95 ea.

## Hood

A-16610-A	Hood Assembly. Exact duplicate. Trophy quality.	1	1928-29	529.95 ea.
A-16610-AS	Hood Hinge Rod Set. Stainless steel. (3 pcs.)	1	1928-29	14.95 set
A-16610-B	Hood Assembly. Exact duplicate. Trophy quality.	1	1930-31	539.95 ea.
A-16610-BS	Hood Hinge Rod Set. Stainless steel. (3 pc. set)	1	1930-31	24.95 set
A-16622	Hood Corner Pads w/Rivets. Leather. Used on rear corners of hood only.	1	1928-31	2.95 pr.
A-16622-R	Hood Corner Pads. Formed rubber. Popular accessory of the time.	1	1928-31	2.95 pr.
A-16713/14-S	Hood Shelves w/ Holes Drilled & Inner Brackets.	1	1928-29	47.95 set
A-16718-PC	Hood Inner Bumpers & Brackets. The brackets & rubber bumpers which press on inner center of hood. Powder coated black. USA.	1	1930-31	7.95 pr.
A-16727-S	Hood Shelf Support Block Set. Special wooden blocks fit under A-16713/14-S.	1	1928-29	6.95 set
A-16735-AMB	Rear Hood Hinge Bracket Mounting Hardware. (Renal)	1	1928-29	.95 set
A-16735-AR	Rear Hood Bracket. Holds center hood rod in place. Passenger & Commercial Vehicles.	1	1928-29	6.95 ea.
A-16735-B	Rear Hood Bracket. Holds center hood rod in place. Standard Passenger & Commercial.	1	1930-31	4.95 ea.
A-16735-C	Rear Hood Bracket. Chrome plated. Holds center hood rod & fits over cowl band. Deluxe Passenger Car & Commercial Vehicles.	1	1930-31	7.95 ea.
A-16739	Radiator Shell Lacing Kit w/Raven Rivets. Treated cotton.	1	1928-31	7.95 set
A-16740-AR	Cowl Lacing Kit. Wire-in style as original w/ special hook & nut. Instructions included.	1	1928-29	16.95 kit
A-16740-BS	Cowl Lacing Kit with Clips.	1	1930-31	12.95 kit
A-16740-CB	Cowl Band with Mounting Brackets. Polished stainless steel.	1	1930-31	74.95 ea.
A-16750-AR	Hood Latch Assembly. 3 hole mounting.	4	1928-29	8.95 ea.
A-16750-ARS	Hood Latch Assembly. 3 hole mounting. Polished stainless steel.	4	1928-29	11.95 ea.
A-16750-AS	Hood Latch Screw & Nut Set. Stainless. (36 pcs.)	1	1928-29	3.95 set
A-16750-B	Hood Latch Assembly. 2 hole mounting.	4	1930-31	8.95 ea.
A-16750-BS	Hood Latch Screw & Nut Set. Stainless steel. (24 pc. set)	1	1930-31	2.95 set
A-16750-BSS	Hood Latch Assembly. 2 hole mounting. Polished stainless steel.	4	1930-31	11.95 ea.
A-16754	Hood Latch Rubber Mounting Pads. Fits under latch to protect the paint. (4 pc. set) (Used with 3 screw mounting latches)	1	1928-29	3.50 set
A-16754-B	Hood Latch Rubber Mounting Pads. Fits under latch to protect paint. (4 pc. set) (Used with 2 screw mounting latches)	1	1930-31	3.50 set



See part #  
**A-16050**  
for more



# Model A Parts

Part #	Description	Reqd.	Years	Price
<b>Hood</b>				
A-16755-S	Hood Handle Protectors. Prevents paint damage. (Set of 8)	1	1928-31	1.25 set
A-16761-A	Hood Bumper Set w/Rivets. (6 pcs.)	1	1928-29	3.95 set
A-16761-B	Hood Bumper Set w/Rivets. (6 pcs.)	1	1930-31	3.95 set
A-16780-F	Hood Support Set. Stainless steel.	1	1928-36	26.95 set

## Closed Car Top Parts

A-16800	Top Material. Cobra long grain. Black waterproof material. Fits most Open or Closed Vehicles. 65" wide.	1	1909-31	4.95 ft.
A-16804	Hidem Welt. Black bison grain. Open & Closed Vehicles.		1928-31	.50 ft.
A-16806	Rain Gutter Molding Set. Aluminum 2 pc. type. Consists of two 4' sections. Coupe only.	1	1915-31	18.95 set
A-16807	Rain Gutter Molding Set. Aluminum 2 pc. type. Consists of two 7' 6" sections. Sedan only.	1	1928-31	29.95 set
A-16810	Top Molding. Extruded alum. Fits front edge of top. Duplicate of original 5/8" Wide. 5 ft. length. Fits 45B Coupe, 155 ABCD & 170 AB.	1	1928-31	12.95 ea.
A-16812	Top Molding. Extruded aluminum. Fits front edge of top. Duplicate of original. 1/2" wide flat bottom, 5 ft. length. Fits 55B Tudor, 82B Pickup.	1	1930-31	12.95 ea.
A-16813	Top Molding. Extruded aluminum. Fits front edge of top. Duplicate of original. Fits Slant W/S Sedans # 160 A-B-C. Briggs & Murray Bodies.	1	1931	12.95 ea.
A-16815	Top Molding. Extruded aluminum. Rib bottom fits sides & rear. 5/8" wide & 10' long. Coupe & Sedan. Order 1 for Coupe, 2 for Sedan.		1928-31	24.95 ea.
A-16818	Top Covering Kit. Includes black long grain top material, foam padding, hide'um, tacks, sealant & instructions. Coupe only. <b>Specify Year.</b>	1	1928-31	110.00 kit
A-16820	Top Covering Kit. Includes black long grain top material, foam padding, hide'um, tacks, sealant & instructions. Tudor & Fordor Sedan.	1	1928-31	132.50 kit

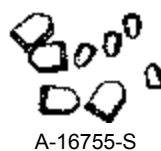
## Open Car Top Parts

**Top Assemblies** The Top Assemblies below include Bows\*, Hold Down Clamps, Thumb Screws, Top Prop Nuts, Top Sockets & Rivets. Less Fabric, (\*Except A-16831-DR. If wood Bows are needed, order A-16831-DRB also.)

**Top Covering Kits** The Top Covering Kits listed come with canvas top material. All open car top covering Kit prices are for Black canvas Only. Tan canvas & Black or Tan vinyl pricing available on request. Specify Colonial or Cobra Short Grain. Black only. The complete kit, w/instructions, comes with Top Pads, Welting, Trim, Tips, Tacks & Straps, The Top Pad Cover is the same as the top and the same color on both sides. Kits do not include any fasteners that attach tops to body of car.

We can provide Hardware Kits in most cases, Advise us of your specific needs.

**\*Special order items such as top covering kits must be prepaid and are non-returnable.**



A-16755-S



A-16761-A



A-16761-B



A-16780-F

# Model A Parts

Part #	Description	Reqd.	Years	Price
<b>Open Car Top Parts</b>				

A-16831-DRB	Top Wood Bows. Steam bent. Hardware set included. Deluxe Roadster Only.	1	1930-31	call for price
A-16831-DRTK	Top Covering Kit. Deluxe Roadster.	1	1930-31	call for price

## Tools

A-2228-T	Bushing Driver Tool.	1	1909-34	7.95 ea.
A-4235-WP	Wheel Puller. Knock-off type. Case hardened.	1	1912-48	2.95 ea.
A-6510-T	Valve Guide Remover Tool.	1	1928-34	5.95 ea.
A-7550-T	Clutch Alignment Tool.	1	1929-40	4.95 ea.
A-8523-W	Water Pump Pack Nut Wrench.	1	1928-34	1.95 ea.
A-9300-S	Gas Gauge Tool Set.	1	1928-31	6.95 set
A-17005	Tool Pouch. Black. Duplicate of original. Short cobra grain decking.	1	1928-32	7.95 ea.
A-17029	Locking Steel Tool Box. Fits between frame horns deflecting air flow to the radiator. Powder coated black.	1	1928-29	185.00 ea.
A-17031	Locking Steel Tool Box. Same as above.	1	1930-31	199.95 ea.
A-17036	Crank & Wheel Lug Nut Wrench.	1	1928-31	9.95 ea.
A-17052	Tire Pump. Stamped steel with ribbed base. Duplicate of Noblett Sparks pump used by Ford. Black enameled steel with oiled wood handle.	1	1928-34	46.50 ea.
A-17052-ADP	Tire Pump Adapter. A must for any original or repro tire pump.	1	All years	24.95 ea.

## Speedometer

A-17255-AR	Speedometer Assembly. Oval Face Style. Completely rebuilt. Stewart/Warner only. <b>Sold Exchange Only.</b>	1	1928-30	279.95 ex.
A-17255-D	Speedometer Assembly, Round. Rebuilt. Stewart Warner. <b>Sold exchange only.</b> Used from May 1930 thru 1931.	1	1930-31	229.95 ex.
A-17255-MB	Speedometer Mounting Screw Set. Mounts speedometer to instrument panel (6 pc. set).	1	1928-31	1.00 set

## Speedometer


A-17255-O	Speedometer Decals for Oval Face Speedometer.	1	1928-30	2.25 ea.
A-17255-R	Speedometer Decals for Round Stewart and Walthams Speedometers.	1	1930-31	2.25 ea.
A-17256-AS	Speedometer Lens & Gasket Set. Oval Speedo.	1	1928-30	1.95 set
A-17256-BS	Speedometer Lens & Gasket Set. Round Speedo. Late 1930 & All 1931.	1		1.95 set
A-17260-A	Speedometer Cable & Housing. Keyed metal shaft. 1/2" dia. housing. Keyed end fits at driveshaft. Used 1928 to June 1930.	1		29.95 ea.
A-17260-KS	Speedometer Internal Shafting w/ Keyed End, Less Housing. 61.50" long. The keyed end fits on driveshaft. Used 1928 - mid '30.	1		8.95 ea.
A-17261	Speedometer Shafting. Less housing. Square end. 61.50" long.	1	1930-34	10.95 ea.



A-6510-T



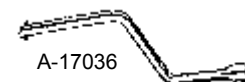
A-7550-T



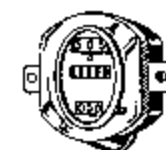
A-9300-S



A-17005



A-17036



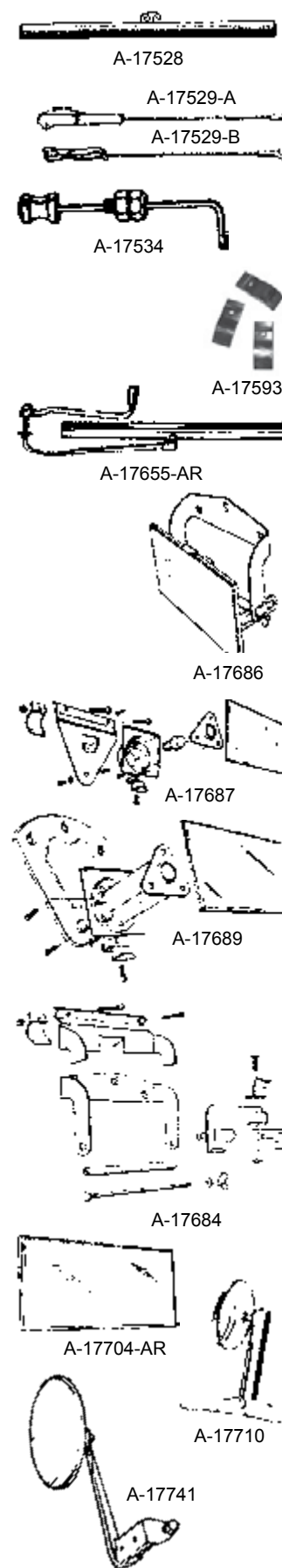

A-17255-AR



A-17255-D



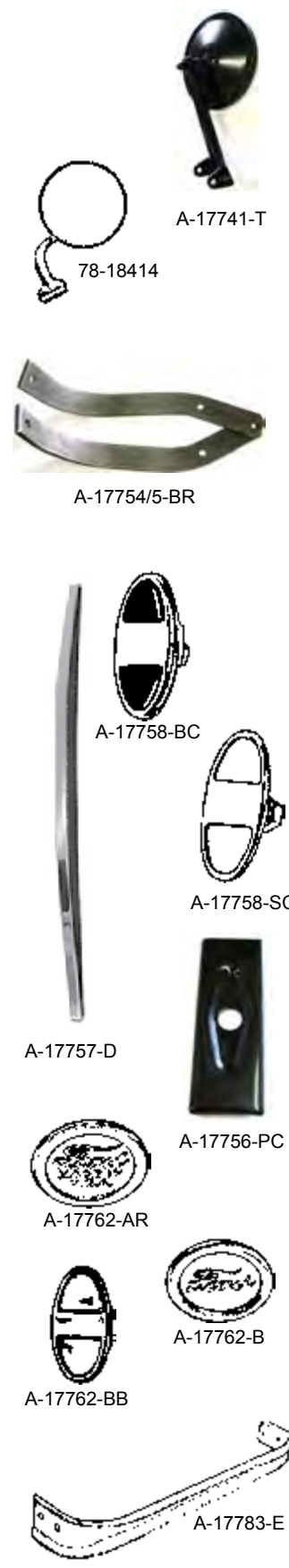
Part #	Description	Reqd.	Years	Price
<b>Speedometer</b>				
A-17262	Speedometer Cable & Housing. Square end cable in 19/64" diameter housing. Passenger & Commercial.	1	1930-34	19.95 ea.
A-17265-AR	Speedometer Cable to Frame Clip w/ Mounting Bolt. Large cable.	1	1928-29	3.95 ea.
A-17265-B	Speedometer Cable to Frame Clip w/ Mounting Bolt. Small cable.	1	1930-34	3.95 ea.
A-17270-DR	Speedometer Gear & Case Assy. Std. ratio 3:78/1. This fits on torque tube. Order A-17272 & A-17275 bolts & gasket. This is for round keyed cable. Gear is 18 tooth for use with 21" tires. USA.	1	1928-29	76.95 ea.
A-17270-FE	Speedometer Gear & Case Assy. Std. ratio 3:78/1. Fits early 1930 models using round key shaft. Gear is 19 tooth for use with 19" tires. USA.	1	1930	79.95 ea.
A-17270-FL	Speedometer Gear & Case Assy. Std. ratio 3:78/1. Fits 1930-31 models with squared end on both ends of cable. Gear is 19 tooth for use with 19" tires. USA.	1	1930-31	84.95 ea.
A-17272	Speedometer Gear Housing Screw Set. (4 pcs.)	1	1928-48	1.00 set
A-17273-A	Speedometer Drive Gear Shaft, Round Hole. Holds drive gear in cast case on the A-4505 torque tube. Accepts round cable end.	1	28-early '30	9.95 ea.
A-17273-B	Speedometer Drive Gear Shaft, Square Hole. Holds drive gear in cast case on the A-4505 torque tube. Accepts square cable end.	1	mid '30-1931	11.95 ea.
A-17274-A	Speedometer Gear Shaft Retainer. Round. Presses into threaded end of cast gear case. Holds round end shaft in place. Oval speedometer. USA.	1	28-early '30	1.25 ea.
A-17274-B	Speedometer Gear Shaft Retainer. Square. Presses into threaded end of cast gear case. Holds square end shaft in place. Round speedometer. USA.	1	late '30-1931	1.25 ea.
A-17275	Speedometer Gear Cap Gasket. Fits between gear cap & drive shaft housing.	1	1928-48	.25 ea.
A-17286	Speedometer Gear Snap Ring. Holds A-17285 gear on drive shaft.	1	1928-48	.50 ea.
A-17290	Speedometer Gear Thrust Washer. This fits between roller bearing & speedometer gear on drive shaft.	1	1928-48	1.95 ea.
<b>Windshield Wipers</b>				
A-17508	Vacuum Wiper Motor. Trico brand. Outside mount. Rebuilt & tested. Closed Car & Truck.	1	1928-31	249.95 ea.
A-17508-C6	Electric Windshield Wiper Assembly. With arm & blade. Stainless steel. Inside mount. 6 volt.		1928-31	44.95 ea.
A-17508-C12	Electric Windshield Wiper Assembly. With arm & blade. Stainless steel. Inside mount. 12 volt.		1928-31	44.95 ea.
A-17515	Clips. Wiper hose on W/S frame. Open Car.	1	1928-32	2.95 pr.
A-17517-S	Windshield Wiper Rubber Hose. 6 ft.	1	1928-32	4.95 set



Part #	Description	Reqd.	Years	Price
<b>Windshield Wipers</b>				
A-17521	Wiper Vacuum Tube w/ Mounting Clips. Mounts on driver's windshield post, 9". Stainless. Deluxe Open Car.	1	1930-32	6.95 set
A-17522	Wiper Vacuum Tube w/ Mounting Clips. Stainless. Mounts on driver's windshield post. 9-1/2". Open Car.	1	1930-31	7.95 set
A-17523	Grommet. Vacuum line to header. Upper & lower. Closed Car & Truck.	2	1928-31	.75 ea.
A-17528	Wiper Blade. 7-1/4". Fits all vacuum wipers.	1	1928-40	2.25 ea.
A-17528-B	Wiper Blade. 8-1/4". Fits all vacuum wipers.	1	1928-40	2.95 ea.
A-17529-A	Wiper Arm. Outside mount. Black. Coupe, Tudor & Closed Cab Pickup.	1	1928-31	2.95 ea.
A-17529-B	Wiper Arm for Inside Mount Motors. Chromed.	1	1928-36	3.95 ea.
A-17534	Vacuum Wiper Control Assembly. Closed Car and Truck.	1	1928-31	2.95 ea.
A-17540	Brass Manifold Connector for A-17543-B Vacuum Line.	1	1928-31	1.00 ea.
A-17541	Vacuum Wiper Fitting. Passes through firewall & connects manifold & header lines. Solid brass w/ cadmium nut.	1	1928-31	2.50 ea.
A-17543-B	Vacuum Line from Dash to Manifold.	1	1928-31	4.95 ea.
A-17544-B	Vacuum Line from Dash to Header. 36". Complete with covering & fittings. Closed Car.	1	1928-31	5.95 ea.
A-17546	Grommet. Vacuum line anti-rattler.	1	1928-31	.75 ea.
A-17593-AS	Windshield Wiper Motor Clamp Set. Open Car. (4 pc. set)	1	1928-31	3.50 set
A-17616	Clips. Holds wiper hose on wooden header. Closed Car & Truck. (3 pc. set)	1	1928-31	2.95 set
A-17655-AR	Hand Windshield Wiper. Chrome plated. Open Car and some Commercial.	1	1910-29	24.95 ea.
<b>Exact Duplicate Mirrors</b>				
A-17684	Mirror. Black. Assembled w/ glass. Open Car.	1	1923-29	18.95 ea.
A-17686	Mirror. Black. Assembled w/ glass. Closed Car.	1	1923-29	19.95 ea.
A-17687	Mirror. Stainless steel. Assembled w/glass. Open Car.	1	1930-31	27.95 ea.
A-17688	Mirror. Stainless steel. Assembled w/glass. Closed Car.	1	1930-31	29.95 ea.
A-17689	Mirror. Black. Assembled w/ glass. Closed Car.	1	1930-31	21.00 ea.
A-17700-AR	Post Mirror. Screws into windshield post. Stainless steel. Open Car & Truck.	1	1928-29	39.95 ea.
A-17700-P	Post Mirror. Screws into windshield post. Stainless steel. Open Car & Truck.	1	1930-31	39.95 ea.
A-17704-AR	Mirror Glass with Polished Bevel Edge. USA. 2-1/2" x 5".	1	1928-31	5.95 ea.
A-17710	Sidemount Mirror w/ Leather Strap. For fender mounted spare. High quality. Fits most Cars.		1928-34	44.95 ea.
A-17741-A	Hinge Pin Mirror. Chromed. Fits either side. Fits 1-3/4" hinge only. (Not for Model T's)	1	1928-29	41.00 ea.
A-17741-BL	Hinge Pin Mirror. Chromed. Left side. Fits 1-5/8" hinge only. Closed Car.	1	1930-31	41.00 ea.
A-17741-BR	Hinge Pin Mirror. Chromed. Right side. Fits 1-5/8" hinge only. Closed Car.	1	1930-31	41.00 ea.

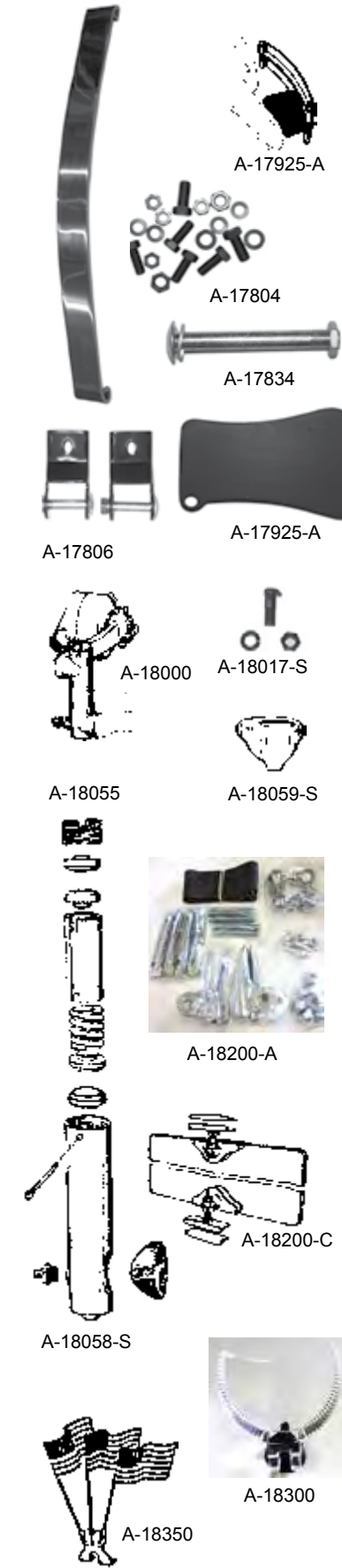
# Model A Parts

Part #	Description	Reqd.	Years	Price
<b>Bumpers</b>				
A-17741-T	Outside Mirror. Painted black. Mounts on door post. Closed Cab Truck & Station Wagon.	1	1928-29	29.50 ea.
A-17741-TH	Outside Mirror. Hinge type. Closed Cab Truck.	1	1930-31	29.50 ea.
78-18414	Peep Mirror. Fits top door edge, left or right. Curved arm 4" Head. Promotes safety.	1	All	17.95 ea.
A-17752	Front Bumper Arms to Frame Bolt Set. Black oxide. (12 pc. set)	1	1928-29	4.95 set
A-17754/5-BR	Front Bumper Braces. Bolts to frame.	1	1928-29	64.95 pr.
A-17754/5-E	Front Bumper Braces. Bolts to frame.	1	1930-31	64.95 pr.
A-17756-PC	Bumper Clamp Backing Plate. Stamped steel with diamond embossed reinforcement on back. Black powder coated.	4	1928-31	3.25 ea.
A-17757-A	Front Bumper Bars. Stainless steel. Complete with 2 bars (less end bolts & spacers).	1	1928-29	249.95 pr.
A-17757-D	Front Bumper Bars. Stainless steel. Complete with 2 bars (less end bolts & spacers).	1	1930-31	249.95 pr.
A-17758-BC	Bumper Clamp. Outer. Large size. Chrome plated. Die cast.	4	1928-29	11.95 ea.
A-17758-BP	Blue Bumper Clamp Paint. Washington blue paint with a brush in the lid. The correct shade for all the inserts on your clamps.	1	1928-31	3.95 ea.
A-17758-D	<b>NEW</b> Bumper Clamp Decals. Self-Adhesive Washington Blue Stickers. One Sheet for 4 clamps. U.S.A.	1		2.95 ea.
A-17758-SC	Bumper Clamp. Outer. Large size. Stainless steel covered.	4	1930-31	11.95 ea.
A-17759-B	Bumper End Bolt Spacer. Steel. Black oxidized.		1928-31	.50 ea.
A-17759-SS	Stainless Steel Bumper Bolt Spacers.		1928-31	6.95 pr.
A-17762-AR	Round Center Bumper Medallion w/Backing Plate. Stamped "Ford Made in USA". 1926 to Early 1928.	1		10.95 ea.
A-17762-B	Round Center Bumper Medallion w/Backing Plate. Stamped Ford. 1928 to May 1929	1		10.95 ea.
A-17762-BB	Oval Center Bumper Medallion w/ Backing Plate & Polished Stainless Steel Cover.	1	5/'29-31	8.95 ea.
A-17762-D	<b>NEW</b> Center Bumper Clamp Decal. Washington Blue. U.S.A.	1		1.25 ea.
A-17766/67	Front Radiator Apron Bolt Set. (12 pcs.) To bolt apron to frame & bumper arms.	1	1930-31	9.95 set
A-17766/67-H	Front Radiator Apron Hex Bolt Set. Original style. (20 pc. set)	1	1930-31	18.95 set
A-17777/78-D	Rear Bumper Braces with 5" Body Stand. All Coupes, Cabriolets & Roadsters.	1	1928-31	199.95 pr.
A-17782-A	Rear Cross Brace Bolt Set. (14 pc. set)	1	1928-29	6.95 set
A-17782-B	Rear Cross Brace Bolt Set. (12 pc. set)	1	1930-31	5.95 set
A-17782-C	Rear Cross Brace Bolt Set. (12 pc. set)	1	Late '31	7.95 set
A-17783-A	Tubular Rear Bumper Cross Brace. This is steel tube w/welded ends. Used '28 to early 1930.	1		56.95 ea.
A-17783-E	Brace. Fits between rear bumper arms. Stamped steel.	1	1930-31	32.95 ea.
A-17784-DR	Rear Bumper Bars. (Less end bolts & spacers). Stainless steel.	1	1928-29	269.95 pr.



# Model A Parts

Part #	Description	Reqd.	Years	Price
<b>Bumpers</b>				
A-17785-E	Rear Bumper Bars. (Less end bolts & spacers). Stainless steel.	1	1930-31	259.95 pr.
A-17788	Rear Body Stand. 2 & 4 door Sedans. This 3" tall stand holds body to bumper arm.	2	1928-29	15.95 ea.
A-17789	Rear Body Stand. Sedan. This 4-1/2" stand holds body to bumper arm.	2	1930-31	15.95 ea.
A-17790	Rear Body Stand. Coupe & Roadster. This 5" stand holds body to bumper arm.	2	1928-31	15.95 ea.
A-17798	Rear Bumper Inside Brackets. Holds one end of rear bumper bar to rear bumper bracket.	1	1930-31	34.95 pr.
A-17802/3-D	Rear Bumper Braces with 4-1/2" Body Stand. Tudor Sedan.	1	1930-31	199.95 pr.
A-17804	Rear Bumper Arms to Frame Bolt Set. Black oxide. (18 pc. set)	1	1928-31	5.95 set
A-17806	Spare Tire Guard. Stainless steel. Complete with mounting hardware & brackets.	1	1930-31	118.95 ea.
A-17834	Bumper End Bolt w/Nut & Lock Washer. Plated.		1928-31	1.95 ea.
A-17836-SS	Bumper End Bolts & Nuts. Stainless steel.		1928-31	9.95 pr.
A-17925-A	Rear Bumper Gravel & Mud Guard.	1	1928-29	15.95 pr.
<b>Shock Absorbers</b>				
A-18000	Shock Absorber Set. Original style. USA.	1	1928-31	1,500.00 set
A-18000-M	Modern Tube Type Shock Kit. No major modifications required. All Hdwe. & Inst. Incl.		1928-31	329.95 kit
A-18010	Shock Arm Bolt Set. Special bolts for all four shock arms.	1	1928-31	4.95 set
A-18015-B	Shock Absorber. Made in USA. Fits right front or left rear.	1	1928-31	259.95 ea.
A-18016-B	Shock Absorber. Made In USA. Fits left front or right rear.	1	1928-31	259.95 ea.
A-18017-S	Shock Absorber Bolt & Nut Set. Special shoulder bolts to mount all four shocks.	1	1928-31	5.95 set
A-18047-B	Shock Arm. Front.	2	1928-31	29.95 ea.
A-18052-B	Shock Arm. Rear.	2	1928-31	29.95 ea.
A-18055	Tube Shock Link. Complete w/ internal parts.	4	1928-31	17.95 ea.
A-18055-B	Dogbone Style Shock Link.	4	1928-33	4.95 ea.
A-18058-S	Shock Link Grease Seals for Tubular Shock Links. (Set of 8)	1	1928-31	2.95 set
A-18059-S	Shock Link Grease Seal Caps for Tubular Link. Stamped steel. (Set of 8)	1	1928-31	4.95 set
A-18060-B	Rubber Bushing for Dogbone Style Shock Link. Fits links up to 1934.	8	1928-34	.75 ea.
<b>Accessories</b>				
A-18200-A	Windwing Bracket Set w/ Glass Pattern. Chromed. Open Car. ( <b>No glass</b> )	1	1928-29	62.95 set
A-18200-B	Windwing Bracket Set w/ Glass Pattern. Chromed. Open Car. ( <b>No glass</b> )	1	1930-34	72.95 set
A-18200-C	Windwing Brackets for Closed Car & Truck. Stainless steel. ( <b>No glass</b> )	1	1920-32	69.95 set
A-18300	Traffic Light Finder. Authentic era accessory. Aids seeing those much needed traffic lights.	1	All years	6.95 ea.




# Model A Parts

Part #	Description	Reqd.	Years	Price
<b>Accessories</b>				
A-18300-D	Deluxe Traffic Light Finder.	1	All years	17.95 ea.
A-18300-M	Magnetic Base for A-18300-D.	1	All years	6.95 ea.
A-18350	Flag Holder with 3 Flags. Fits under motometer or under edge of hood behind meter. <b>A Great Parade Item!</b>	1		4.95 set
A-18350-DLX	Deluxe Chrome 5 Flag Holder w/Flags.	1	All years	8.95 ea.
A-18352-AR	Wreath Rim Motometer & Locking Cap. Ford face. An original accessory. USA.	1	1928-29	89.95 ea.
A-18352-B	Wreath Rim Motometer & Locking Cap. Ford face. An original accessory. USA.	1	1930-31	89.95 ea.
A-18355	Motometer Cap Wings. Chrome plated. Fits between meter & cap.	1	1928-31	27.95 ea.
A-18355-TQ	Replacement Thermometer for Quail Radiator cap.	1	1928-31	19.95 ea.
A-18385-AR	Flying Quail Radiator Cap. Original accessory. USA.	1	1928-29	89.95 ea.
A-18385-B	Flying Quail Radiator Cap. Original accessory. USA.	1	1930-31	67.50 ea.
A-18386-AR	Thermo-Quail Radiator Cap. Combines the Flying Quail & Motometer on one cap.	1	1928-29	89.95 ea.
A-18386-B	Thermo-Quail Radiator Cap. Combines the Flying Quail & Motometer on one cap.	1	1930-31	89.95 ea.
A-18387	Motometer Locking Cap Gasket Set. (2 pcs.)	1	1928-31	1.95 set
A-18400	Spring Cover Set. Fits both front & rear. An original accessory.	1	1928-31	26.95 set
A-18422-B	Pedal Covers. Clutch & brake. Black rubber.	1	1928-31	3.95 pr.
A-18422-S	Deluxe Pedal Cover Set w/ Steel Rim. Fulton accessory.	1	1928-31	27.50 pr.
A-18423	Vintage Style Flashlight. Chrome. Batteries not included.	1	All years	3.95 ea.
A-18424	Flashlight Holder. Used with A-18423. Will attach to most any round steering column.	1	1928-48	8.95 ea.
A-18510	Exhaust Whistle. 4 tube <b>Aermore</b> style that sounds like a steam railroad train coming round the bend. <b>Great Parade Fun.</b> Requires A-18511 & A-18512 to operate your A.	1	1928-31	249.95 ea.
A-18511	Exhaust Whistle Valve. This unit connects A-18510 to your exhaust pipe. "A" is 1-3/4" dia.	1	1928-31	89.95 ea.
A-18512	Exhaust Valve Foot Pedal. Provides easy operation of whistle valve.	1	1909-31	48.95 ea.
A-18515	Hollywood Wolf Whistle. Die cast alloy "Hollywood" style vacuum whistle w/ fittings & instructions. Operates on manifold vacuum.	1	1920-31	49.95 ea.
A-18528	License Plate Frame. Chrome plated. Die cast. Script white on blue.	1	1928	6.95 ea.
A-18529	License Plate Frame, as above.	1	1929	6.95 ea.
A-18530	License Plate Frame, as above.	1	1930	6.95 ea.
A-18531	License Plate Frame, as above.	1	1931	6.95 ea.
A-18575-W	Luggage Rack w/ Wood Strips. Chrome plated.	1	1928-31	164.95 ea.
A-18576	Luggage Rack Adapter Brackets. Used to mount luggage rack to your car with rear mounted spare tire.	1	1928-29	10.95 pr.



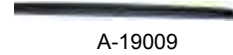
# Model A Parts

Part #	Description	Reqd.	Years	Price
<b>Accessories</b>				
A-18576-B	Luggage Rack Adapter Brackets. As above.		1930-31	9.95 pr.
A-18578	Luggage Rack Extender Brackets. This exact duplicate of an original accessory trunk rack mounting setup is used with rear spare in place. USA made of 1/4" steel. All Closed & Open Cars except 180-A & 400-A.	1	1928-31	49.95 pr.
A-18602	Luggage Carrier (Trunk). Black. Fits A-18575-C & W luggage racks. Straight back. 34-1/2 L x 12-1/4 D x 20" high.	1	1928-31	469.95 ea.
A-18603	Luggage Carrier (Trunk). Black. Fits A-18575-C & W luggage racks. Curved back to match rear contour of Sedans & Phaeton. 34-1/2 L x 12-1/4 D x 20" high.	1	1928-31	469.95 ea.
A-18650	Patent Data Plate w/ Rivets. Fits on passenger side of firewall under hood.	1	1928-31	1.50 ea.
A-18650-V	Vin Number Plate. Non original but frequently asked for.	1	All years	9.95 ea.
A-18651	Briggs Body Plate. Fits on firewall below A-18650. Briggs body.		1928-31	1.95 ea.
A-18652	Murray Body Plate. Brass w/rivets. Fits on firewall below A-18650. Murray Bodies.	1	1928-31	1.95 ea.
A-18752	Explosion Whistle and Adapter. Popular parade whistle. Mounts in the head & produces a loud chirping sound. USA.	1	1928-31	69.95 ea.
A-18753	Explosion Whistle Adapter Only. Whistle to head.	1	1928-31	14.50 ea.
<b>Door Parts</b>				
A-19000	Door Pull. Fits on window molding of Cabriolet & Fordor Sedan.		1929-31	8.95 ea.
A-19001	Dovetails. Female. Stamped steel. 4 hole mounting. Fits 1929 & 1930-31 Cabriolet and 1929-31 Fordors, straight windshield.		1928-31	11.95 ea.
A-19002	Dovetails. Male. 2 hole mounting. Not off-set style. Used on rear doors of 1931 slant windshield Fordor Sedans.		1931	12.95 ea.
A-19003	Dovetail. Male. Nickle plated. 6 hole mounting. 60ABC/68AB/155ABCD/165ABCD/170AB		1928-31	9.95 ea.
A-19004	Door Striker Plate w/ Screws. Fordor & Town Sedan. 160-A-B-C. 1932-34 Closed Car & Pickup.		1931	8.50 ea.
A-19005	Sliding Door Lock Assembly w/ Screws. Coupe, Tudor Sedan & 1930-31 Pickup.	1	1928-31	3.95 ea.
A-19006	Door Striker Plate w/ Screws & Washers. 1928-31 Coupe & Tudor. Also 1930-31 PU.	2	1928-31	3.95 ea.
A-19006-B	Door Panel Bezel at Edge of Door. The half-moon bezel clamped to edge of upholstery opposite dovetail on door post. Stainless steel. Open and Closed Vehicle.	1	1928-31	1.50 ea.
A-19007	Dovetail. 2 hole Chrome plated. Fits Open Car, Coupe & Tudor Sedan.	1	1928-31	4.50 pr.




# Model A Parts

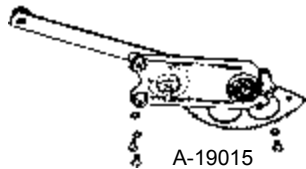
Part #	Description	Reqd. Years	Price
<b>Door Parts</b>			
A-19007-S	Dovetail Mounting Screws. Open & Closed Vehicle. (Except 1928-29 Trucks) (set of 4)	1 1928-31	1.25 set
A-19008-A	Upper Door Seal at Belt Molding w/ Mounting Strips. 1928-31 Tudor, 1928-29 Coupe & 1930-31 Pickup.	1	9.95 pr.
A-19008-B	Upper Door Seal at Belt Molding w/ Mounting Strips. Coupe.	1 1930-31	8.95 pr.
A-19008-C	Upper Rear Window Seal at Belt Molding w/ Mounting Strips. Tudor.	1 1928-31	9.95 pr.
A-19009	Door Top Cover. Fits on top of door. 1928-29 Coupe & 1928-31 Tudor. Also 1930-31 Closed Cab.	2	57.95 ea.
A-19009-S	Door Top Cover Mounting Screw Set. Stainless. (6 pcs. - Enough for 2 doors)	1 1928-31	1.50 set
A-19010	Door Top Cover. Fits on top of door. Coupe.	2 1930-31	49.95 ea.
A-19011	Window Upper Rubber Seal. Fits in top of window frames. 1 per window. (Included in window channel kits).	1928-34	2.50 ea.
A-19012	Metal Glass Channel. Fits doors on Coupes, Tudors & 1930-31 Trucks.	2 1928-31	8.95 ea.
A-19013	Metal Glass Channel for Rear Window. Tudor Sedan.	2 1928-31	8.95 ea.
A-19014	Felt Glass Channel Strips w/ Mounting Clips & Rivets. Channel length 32". Not for 1928-29 Truck. (Included in window channel kits.)	1928-31	25.95 pr.
A-19015	Window Regulator Assembly. Right side. 3 hole mounting. For Coupe, Tudor Sedan & 1928-34 Closed Cab Truck.	1 1928-31	36.50 ea.
A-19015/6S	Window Regulator Mounting Screws & Star Washers. For 3 hole regulator. 1 set does both doors. Coupe, Tudor & Closed Cab Truck.	1 1926-31	1.50 set
A-19016	Window Regulator Assembly. Left side. 3 hole mounting. For Coupe, Tudor Sedan & 1928-34 Closed Cab Truck.	1 1928-31	36.50 ea.
A-19017	Window Glass Lower Bumper. Window glass rests on this when window is down. (Included in window channel kit.)	1928-36	.75 ea.
A-19018	Window Riser Main Spring.	1925-48	5.95 ea.
A-19019	Window Regulator Repair Kit. 5 tooth. This kit replaces the 5 tooth pinion gear/shaft that strips out after years of usage. (7pc. kit). Passenger Car & Closed Cab Truck.	1 1928-34	29.95 kit
A-19019-A	Window Regulator Repair Kit. 6 tooth. This kit replaces the 6 tooth pinion gear/shaft that strips out after years of usage. (7pc. kit). 1928-31 Pass. Car & 1928-34 Clsd. Cab Truck.	1 1928-34	12.95 ea.
A-19020	Door Header Strips Mounting Screw Set. Fits PL-18 & PL-20. (12 pc. set)	1 1928-31	1.50 set
A-19021	Window Channel Kit. All channels & clips for 2 Doors. 1924-27 Coupe & 1928-29 Pickup. (Does not include lower steel channel.)	1	54.95 kit



A-19012



A-19013



A-19015



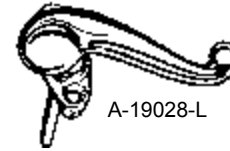
A-19019-A

# Model A Parts


Part #	Description	Reqd. Years	Price
<b>Door Parts</b>			
A-19022	Window Channel Kit. All channels & clips for 2 doors. (Does not include lower steel channel) Coupe & Sport Coupe	1 1928-29	54.95 kit
	Tudor Sedan	1 1928-31	54.95 kit
	Closed Cab Truck	1 1930-31	54.95 kit
A-19024	Window Channel Kit. All channels & clips for 2 doors. Coupe & Sport Coupe. (Does not include lower steel channel).	1 1930-31	54.95 kit
A-19026	Window Channel Kit. All channels & clips for rear quarter windows in Tudor Sedan. (Does not include lower steel channel).	1 1928-31	54.95 kit
A-19028-L	Outside Door Handle. Fits left front or right rear. Cabriolet & Fordor.	1928-29	29.95 ea.
A-19029-R	Outside Door Handle. Fits right front or left rear. Cabriolet & Fordor.	1928-29	29.95 ea.
A-19030-L	Outside Door Handle. Left front or right rear. Cabriolet & Fordor. Also fits Victoria.	1930-31	29.95 ea.
A-19031-R	Outside Door Handle. Right front or left rear. Cabriolet & Fordor. Also fits Victoria.	1930-31	29.95 ea.
A-19031-RL	Scroll Locking Door Handle. Right front. Chrome. Includes 2 keys.	1930-31	43.95 ea.
A-19038	Window Regulator Assembly. Right side. 4 screw mounting. Fordor Sedan & Others.	1925-31	46.95 ea.
A-19039	Window Regulator Assembly. Left side. 4 screw mounting. Fordor Sedan & Others.	1925-31	46.95 ea.
A-19068	Window Garnish Molding Screw Set. Stainless steel. (8 pcs.)	1928-31	1.95 set
A-19070	Door Latch Wood covers. (included in body wood kit) Fits 1930-31 Coupe & Closed Cab Truck. Also 1928-31 Tudor Sedan.	1 1928-31	18.95 pr.
A-19071	Door Latch Assy. Right hand. Coupe & Tudor.	1 1928-29	22.50 ea.
A-19071-T	Door Latch, Right Hand. Closed Cab Pickup. (D-127/TK-10-A)	1 1928-29	119.95 ea.
A-19072-T	Door Latch, Left Hand. Closed Cab Pickup. (D-128/TK-11A)	1 1928-29	119.95 ea.
A-19072	Door Latch Assy. Left hand. Coupe & Tudor.	1 1928-29	29.95 ea.
A-19073	Door Latch Assy. Right hand. Coupe, Tudor & Closed Cab Pickup.	1 1930-31	24.95 ea.
A-19074	Door Latch Assembly. Left hand. Coupe, Tudor & Closed Cab Pickup.	1 1930-31	29.95 ea.
A19074-S	Door Latch Mounting Screw Set. (8 pcs. for 2 doors) 1928-31 Coupe & Tudor, 1930-31 Trucks.	1 1928-31	1.00 set
A-19075-AR	Door Latch Assembly. With inside opener arm. Right hand. Open Car & Open Pickup.	1 1928	18.95 ea.
A-19075-B	Door Latch Assembly. Right hand. Roadster & Touring.	1 1929-31	17.95 ea.
A-19075-K	Door Latch Knob. 1928 Open Car and 1926-29 Closed Cab Truck.	1926-29	5.25 ea.
A-19075-S	Door Latch Screw Set. (8 pcs. set) Mounts door latches to both doors. Open Car & Pickup.	1 1928-31	1.25 set



A-19026



A-19028-L



A-19070



A-19074



A-19075-B



A-19075-K

# Model A Parts

Part #	Description	Reqd.	Years	Price
<b>Door Parts</b>				
A-19076-AR	Door Latch Assembly. With inside opener arm. Left hand. Open Car & Open Pickup.	1	1928	18.95 ea.
A-19076-B	Door Latch Assembly. Left hand. Open Car.	1	1929-31	17.95 ea.
A-19077	Door Striker Plate w/ Screws. Open Car & Truck.		1928-32	7.95 ea.
A-19079	Side Curtain Rod Socket. Open Car.		1930-36	8.95 ea.
A-19080	Door Hinge Screw Set w/ Special Washers for 1 Hinge.(6 pc. set) Closed Car.		1928-34	1.50 set
A-19085	Door Hinge Post Screw Set w/Nuts. For 1 door. Open Car.		1928-31	1.95 set
A-19086	Open Car Hinge Screws. Hinge to door.		1928-31	2.95 set
A-19088	Exterior Door Handle Screw Set. Stainless. For 2 metal framed doors.		1928-48	1.00 set
A-19090	Exterior Door Handle Screw Set. Stainless for 2 wood framed doors. Stainless. Fits 'A' Fordors & 'T' Closed Car.		1926-36	1.00 set
A-19100	Outside Door Handle. Closed Car.	2	1926-29	29.95 ea.
A-19101	Inside Door Handle. Plain rounded end style w/ sleeve nut. All Coupes & Tudors.		'28-5/'30	8.95 ea.
A-19101-C	Inside Door Handle. Pointed nose style. Scroll type w/ sleeve nut. Briggs Fordor, Cabriolet & Town Car.		1928-29	9.95 ea.
A-19101-D	Inside Door Handle. Stub nose style. Scroll type w/ sleeve nut. All Coupe, Tudor & Closed Cab Truck, April 1930 to end. Also 1929-31 Murray Fordor & Town Sedan and 1930-31 Briggs Fordor.			9.95 ea.
A-19101-RC	Remote Door Latch Rods & Mounting Hardware. Links inside door handle to door latch. Fits both doors. Coupe.	1	1930-31	26.50 set
A-19101-RT	Remote Door Latch Rods & Mounting Hardware. Links inside door handle to door latch. Fits both doors. 1928-29 Coupe & Tudor. 1930-31 Tudor & Closed Truck.	1		26.50 set
A-19101-S	Door Handle Sleeve Nut Only.		1928-31	1.00 ea.
A-19101-V	Inside Door Handle. Pin style. Fits 1930-31 Victoria & Cabriolet, 1931 S/W Fordor Deluxe, 1931 S/W Town Sedan & A-400.		1930-31	8.95 ea.
A-19102	Window Riser Handle. Standard style. Used on Coupe, Tudor, Closed Cab Truck.		1924- mid '30	13.95 ea.
A-19102-D	Window Riser Handle. Scroll style. All Coupes, Tudors, Closed Cab Trucks from April 1930-On. Standard Fordors. Some Murray and Briggs Town Sedans.		1930-31	11.50 ea.
A-19102-E	Window Riser Handle. Late 1931 Victoria A-400 & some Fordors & Slant W/S Sedans		1931	11.50 ea.
A-19102-HP	Handle Pins. (set of 4) Solid steel pins for A-19101-V A-19102, A-19102-D. Also other handles thru 1948 except 1940.			.60 set



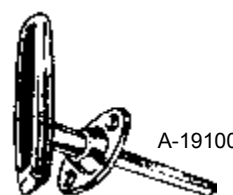
A-19076-AR




A-19076-B



A-19077



A-19100



A-19101



A-19101-D



A-19101-S

A-19102



A-19102-D

# Model A Parts

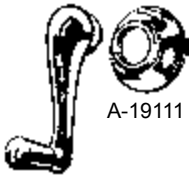
Part #	Description	Reqd.	Years	Price
<b>Door Parts</b>				
A-19102-R	Rear & Quarter Window Handle. Fits Slant Windshield Fordor & Coupe with roll down rear window.		1931	8.95 ea.
A-19103	Outside Door Handle. Open Car. Polished stainless steel as original		1928-33	22.50 ea.
A-19104-A	Outside Door Handle, Non-locking. Chromed. Closed Car.		1928-29	29.95 ea.
A-19104-B	Outside Door Handle. Non-locking. Chromed. Closed Car & Truck.		1930-31	29.95 ea.
A-19105	Outside Door Handle. Locking with 2 keys. Chrome. Coupe & Tudor.		1928-29	34.50 ea.
A-19107	Outside Door Handle. Locking with 2 keys. Chrome. Coupe, Tudor & Closed Cab Truck.		1930-31	34.50 ea.
A-19108	Door Lock & 2 Keys. Fits right side only. Closed Vehicle.		1924-48	12.95 ea.
A-19109	Rumble & Deck Lid Locking Handle with 2 Keys. Chromed.	1	1928-31	37.95 ea.
A-19109-N	Rumble & Deck Lid Handle Special Nut & Lockwasher Set.	1	1928-40	1.50 set
A-19109-P	Deck/Trunk Handle Pad w/ Formed Lip Edge. Fits between handle base & painted surface. Fits 1928-31 & 1933-34.	1	1928-37	2.25 ea.
A-19111	Escutcheon Plate. Spring loaded. Chrome plated. Round for window cranks.		1923-48	4.50 ea.
A-19112-R	Rubber Door Handle Pads w/ Formed Lip Edges. For 1928-34 Open Car & 1928-29 PU	1	1928-34	2.50 pr.
A-19113-R	Rubber Door Handle Pads w/ Formed Lip Edges. For 1928-34 Closed Car & 1930-36 Pickup.	1		2.50 pr.
A-19114	Window Handle Spring. Coned spring fits behind door panel to hold tension on the escutcheon plate.		1924-48	.50 ea.
A-19117-S	Door Spring Set. (7 pc. set) Does both front doors. Coupe, Tudor, PU (except 1928-29 Truck)		1928-31	4.95 set
A-19118	Door Hinge Pin. Open Car.		1928-31	.60 ea.
A-19119	Door Hinge Pin. Closed Car. 1-13/16" x 1/4".		1928-31	.60 ea.
A-19119-SL	Door Hinge Pin. Slant Windshield Car.		1931	.95 ea.
A-19119-SS	Door Hinge Pin. Stainless steel. Closed Car. 1-13/16" x 1/4".		1928-31	2.25 ea.
A-19120	Door Lock Knob. Sliding type. Coupe & Tudor.	1	1928-31	2.95 ea.
A-19121	Door Lock Knob. Turn type w/ screw. Fordor Sedan & Cabriolet.		1928-31	5.95 ea.
A-19122-D	Deluxe Escutcheon Plate Set. (8 pcs.) Chromed brass. 1928-31 Coupe & 1930-31 Closed Cab Pickup	1		19.95 set
A-19122-S	Standard Escutcheon Plate Set. Nickel plated. (8 pcs.) Coupe & Sport Coupe.	1	1928-30	20.95 set
A-19123-D	Deluxe Escutcheon Plate Set. (10 pcs.) Chromed brass. Tudor Sedan.	1	1928-31	24.95 set



A-19103

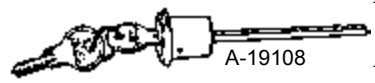


A-19104-A/B

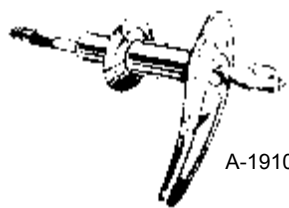


A-19111


A-19102



A-19108



A-19109



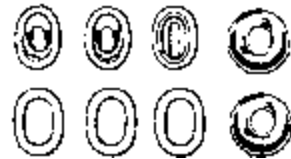
A-19110



A-19121




A-19122-D



A-19122-S

# Model A Parts

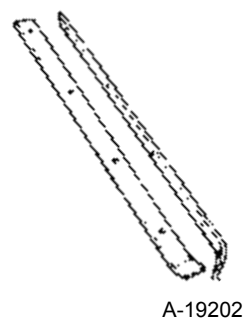
Part #	Description	Reqd. Years	Price
<b>Door Parts</b>			
A-19123-S	Standard Escutcheon Plate Set. Nickel plated. (10 pcs.) Tudor. Used 1928-Mid 1930.	1	26.95 set
A-19124-D	Deluxe Escutcheon Plate Set. Chromed brass. Fordor Sedan. (12 pc. set)	1 1928-31	32.95 set
A-19125	Inside Handle Escutcheon Plate. Stainless. Victoria, A400, Slant W/S Cars. Fits door & window handles.	1930-31	3.50 ea.
A-19128	Assist Strap Special Brackets. Bright nickel. 2 horizontal mounting holes. Tudor & Fordor Sedans except Slant Windshield Cars.	1 1928-31	8.95 pr.
A-19131	Footmans Loop for Door Strap, 1-1/4". Nickel plated.	1928-31	1.50 ea.
A-19131-C	Footmans Loop Screw Set. Holds 4 loops A-19131 to two doors & door posts. Closed Car & Truck where used.	1 1925-29	1.95 set
A-19131-S	Door Check Screws. Fastens chrome plates thru leather straps to the doors & door posts. Stainless. (8 pcs.) Open Car & Truck.	1928-31	1.95 set
A-19133	Door Sill Scuff Screw Set. Stainless steel. (4 pcs.) (Requires 2 sets for A- 19135)	1926-31	.75 set
A-19135	Door Sill Plates. 19-5/8" long. Script aluminum. Tudor Sedan.	1 1928-31	18.95 pr.
A-19140	Landau Arm Nut. Stainless. Cabriolet.	4 1928-31	7.95 ea.



## Floorboards

Floor Boards Made of Exterior Grade Plywood. All Openings Pre-Cut and Drilled. Ready to Paint and Install.

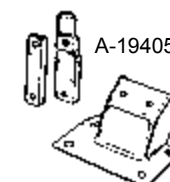
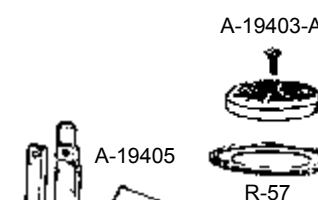
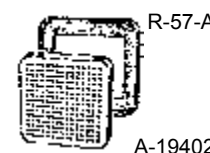

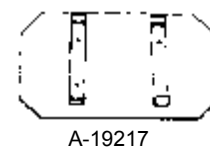
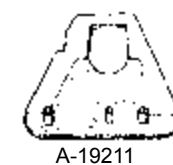
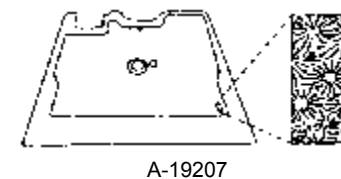
A-19192	Center Rear Floorboard. 7 ply birch hardwood veneer. Tudor Sedan.	1 1928-31	56.95 ea.
A-19193	Rear Floorboard. 7 ply birch hardwood veneer. Tudor Sedan only.	1 1928-29	67.95 ea.
A-19194	Rear Floorboard. 7 ply birch hardwood veneer. Tudor Sedan only.	1 1930-31	67.95 ea.
A-19195	Rear Floorboard Screws & Washers. Black oxide. (36 pcs.) Tudor Sedan.	1 1928-31	3.50 set
A-19196	Rear Floorboard Woven Seal Kit. Special Woven material for center and/or rear floorboard with tacks. (2 kits per car)	1 1928-31	5.95 kit
A 19200	Front Floorboards. To fit All Body Styles. Brake handle in front. 1928 thru early 1929.	1	82.95 set
A-19201	Front Floorboards. To Fit All Body Styles. Brake handle on right. Late 1929 thru 1931.	1	82.95 set
A-19202	Floorboard Reinforcement Irons. USA. Powder coated black with special rivets.	1 1928-31	11.95 pr.
A-19204	Front Floorboard Screw & Washer Set. Black oxide finish. (24 pc. set)	1 1928-31	2.95 set



**No Handling or Service Fees.  
We only charge actual shipping cost.**

# Model A Parts

Part #	Description	Reqd. Years	Price
<b>Floorboards</b>			
Floor Boards Made of Exterior Grade Plywood. All Openings Pre-Cut and Drilled. Ready to Paint and Install.			





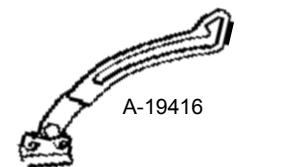


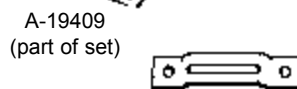
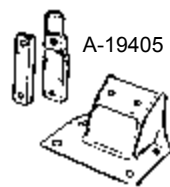


A-19409 (part of set)

A-19205	Front Floorboard Woven Seal Kit. Special woven material that is tacked to edges of both front floorboards. Includes tacks & instructions.	1 1928-31	3.50 kit
A-19206	Front Floor Mat. Black rubber. Brake to front. Authentic design.	1 1928-29	52.95 ea.
A-19207	Front Floor Mat. Black rubber. Brake to right. Authentic design. Used late 1929-1931		62.95 ea.
A-19208	Rear Floor Mat. Black rubber. Tudor Sedan.	1 1930-31	69.95 ea.
A-19208-A	Rear Floor Mat. Black Rubber. Tudor Sedan.	1 1928-31	69.95 ea.
A-19209	Rumble Seat Floor Mat. Black rubber. Coupe, Cabriolet & Roadster.	1 1928-31	34.95 ea.
A-19211	Steering Post Felt Pad. Fits under metal floor board plate set.	1 1928-31	1.50 ea.
A- 19212	Floorboard Steering Column & Pedal Plate Set. Covers A-19211 felt pad. Black powder coated.	1 1929-31	6.95 set
A-19212-B	Mounting Screw Set for Floorboard Column Plate.	1 1928-31	1.95 set
A- 19214	Transmission Floorboard Plate Hold Down Clips w/ Special Rivets. (6 pcs.)	1 1928-31	2.25 set
A-19215-AR	Transmission Cover Plate. Brake-in-front. Black powder coated steel.	1 1928-29	5.95 ea.
A-19215-D	Transmission Cover Plate. Brake-to-right. Black powder coated steel.	1 1929-31	4.95 ea.
A-19216	Battery Cover Plate for Floorboards. 4-1/8" wide.	1 1928	6.95 ea.
A-19217	Battery Cover Plate for Floorboards. 5-1/4" wide.	1 1929-31	6.95 ea.
A-19230	Manifold Heater Assembly. With firewall valve to control heat. Bolts onto the exhaust manifold.	1 1928-31	79.95 ea.
<b>Rumble Seat</b>			
A-19400	Roadster Top Rest or Rumble Seat Grab Rails w/ Mounting Hardware. Polished stainless.	1 1928-32	39.50 pr.
A-19401	Rumble Grab Handle Inner Braces. Stamped steel braces go under area that grab rails bolt to for reinforcement.	1 1928-32	27.95 pr.
A-19402	Step Plate for Rear Fender or Bumper. Square aluminum. 1928 to Mid 1929	2	6.95 ea.
A-19403-A	Step Plate for Rear Fender or Bumper w/ Mounting Bolts. Round polished aluminum. Mid 1929 thru 1931.	2	10.95 ea.
A-19405	Rear Step Plate Bracket. Ductile. Fits on rear bumper brace.	1 1929-31	7.95 ea.
A-19407	Rumble Lid. (Less mounting hardware) Stamped steel. Coupe & Roadster.	1 1928-29	599.95 ea.
A-19407-T	Trunk Lid. (Less mounting hardware) Stamped steel. Coupe & Roadster.	1 1928-29	599.95 ea.

# Model A Parts

Part #	Description	Reqd.	Years	Price
<b>Rumble Seat</b>				
A-19408	Rumble Lid. (Less mounting hardware) Stamped steel. Coupe & Roadster.	1	1930-31	599.95 ea.
A-19408-T	Trunk Lid. (Less mounting hardware) Stamped steel. Coupe & Roadster.	1	1930-31	599.95 ea.
A-19409	Rumble Lid Lower Stop Bracket Set w/Bolts & Rubber Bumpers. Die formed steel.	1	1928-29	16.95 set
A-19410	Rumble Lid Lower Stop Bracket Set w/Bolts & Rubber Bumpers. Die formed steel.	1	1930-31	16.95 ea.
A-19411	Rumble Lid Latch Bracket w/ Mtg. Hardware.	1	1928-32	1.95 set
A-19412-S	Rumble Lid Hinge Set. Complete with all brackets & bolts.	1	1928-31	24.95 set
A-19413	Rumble Lid Hinge Mounting Bolt Set. Special shoulder bolts & washers for rumble seat hinge pivot & screws to mount deck lid to hinges.	1	1928-32	5.95 set
A-19414-A	Rumble Lid Latch Assembly. 1" tall. (Also fits 1928-34 trunk lid).	1	1928-29	10.95 ea.
A-19414-B	Rumble Lid Latch Assembly. 1-1/2" tall.	1	1930-34	11.95 ea.
A-19415	Trunk Latch Striker Plate. For non-rumble seat cars.	1	1928-31	6.50 ea.
A-19416	Trunk Lid Support Arm. Coupe, Roadster & Cabriolet.	1	1928-32	16.95 ea.
A-19416-SB	Trunk Lid Arm Mounting Bolt Set. This 5 pc. set fastens the trunk lid support arm to the drain trough on Coupe, Cabriolet & Roadster. Instructions included. USA.	1	1928-32	3.50 set
A-19418	Trunk Lid Hinge Set. Special shoulder bolts and mounting plates to attach trunk lid to upper drain trough area.	1	1928-32	12.95 set
<b>Nut &amp; Bolt Sets</b>				
A-19508	Cotter Pin Set. Cadmium plated steel. Correct sizes w/ list of locations included. (160 pcs.)	1	1928-31	6.50 set
A-19508-S	Cotter Pin Set. Stainless steel. Correct sizes with list of locations included. (160 pcs.)	1	1928-31	13.95 set
A-19509	Modern Style Zerk Fitting Set. Plated. (36 pc. set).	1	1928-31	9.95 set
A-19509-OR	Original Style Grease Fitting Set. All the correct sizes needed. (32 pc. Set)	1	1928-31	12.95 set
A-19510	Grease Gun Adapter. To adapt original fittings to modern grease gun.	1	1928-31	3.95 ea.
A-19511	Grease Fitting Installation Driver. Used to install original drive-in style fittings.	1	1928-31	3.95 ea.
A-19513	Running Board Mounting Bolt & Nut Set. Bolts boards to stamped steel brackets. (24 pcs.)	1	1929-31	6.95 set
A-19514	Body to Frame Bolt Set. Plated. (36 pcs.)	1	1928-31	7.95 set
A-19514/0	Body to Frame Bolt Set. Contains correct size, type & length bolts w/ instructions. (42 pc. set). Tudor Sedan.	1	1928-29	7.95 set
A-19514/1	Body to Frame Bolt Set. Contains correct size, type & length bolts w/ instructions. (34 pc. set). Tudor Sedan.	1	1930-31	8.95 set



# Model A Parts

Part #	Description	Reqd.	Years	Price
<b>Nut &amp; Bolt Sets</b>				
A-19514/2	Body to Frame Bolt Set. As above. (42 pc. set). Coupe.	1	1928-29	8.25 set
A-19514/3	Body to Frame Bolt Set. As above. (34 pc. set). Coupe.	1	1930-31	8.95 set
A-19514/4	Body to Frame Bolt Set. As above. (54 pc. set). Fordor & Town Sedan.	1	1928-29	9.95 set
A-19514/5A	Body to Frame Bolt Set. As above. (50 pc. set). Deluxe Fordor & Town Sedan.	1	1930-31	10.95 set
A-19514/5B	Body to Frame Bolt Set. As above. (48 pc. set). Standard Fordor & Town Sedan.	1	1930-31	9.95 set
A-19514/6	Body to Frame Bolt Set. As above. (48 pc. set). Roadster.	1	1928-29	9.95 set
A-19514/7	Body to Frame Bolt Set. As above. (40 pc. set). Roadster.	1	1930-31	8.95 set
A-19515	Fender Bolt Set. (182 pcs.)	1	1928-29	16.95 set
A-19516	Fender Bolt Set. Correct bolts for 2 piece splash aprons. (106 pcs.)	1	1930	16.50 set
A-19517	Fender Bolt Set. Correct bolts for 1 piece splash aprons. (178 pcs.)	1	1931	16.95 set
A-19528	Oil Can Mounting Bracket.		1909-32	7.95 ea.
<b>Headers &amp; Top Wood</b>				
A-19561	Header. For all Coupes & Tudor Sedans including 130-A Deluxe Delivery.	1	1928-29	119.95 ea.
A-19562	Header. All Closed Cab Trucks. Model 82-A, A & AA.	1	1928-29	119.95 ea.
A-19565	Header. Coupe 45-B & Sport Coupe 50-B.	1	1930-31	159.95 ea.
A-19566	Header. Tudor Sedan 55-B & Closed Cab Truck 82-B including Deluxe Delivery 130-B and all Steel Top Pickup 66-A.	1	1930-31	159.95 ea.
A-19567	Header. Victoria 190-A & Slant Windshield Fordor 160-A, B, C.	1	1930-31	159.95 ea.
A-19568	Header. Murray Fordor Sedan 155-C, 165-C.	1	1930-31	199.95 ea.
A-19742	Body Wood Kit. Includes belt rail and seat back wood. Roadster.	1	1928-29	234.95 kit
A-19747	Body Wood Kit. 45-A Coupe. Kiln dried ash. All the body shell area less the top wood.	1	1928-29	489.95 kit
A-19748	Top Wood Kit. 45-A Coupe. All the wood above the doors including the header.	1	1928-29	489.95 kit
A-19749	Body Wood Kit. 55-A Tudor Sedan. Kiln dried ash. All the body shell area less top wood.	1	1928-29	232.95 kit
A-19749-R	Body Wood. Includes belt rail & seat back wood for 40-B. Roadster.	1	1930-31	204.95 ea.
A-19750	Top Wood Kit. 55-A Tudor Sedan. All the wood needed above doors, including the header and top wood corners.	1	1928-29	605.00 kit
A-19750-MK	Top Wood Mounting Kit. Tudor Sedan. Provides all hardware to mount top wood to steel body. (411 pcs.)		1928-29	29.95 kit
A-19751	Body Wood Kit. 45-B Coupe. Kiln dried ash. All the body shell area less the top wood.	1	1930-31	449.95 kit
A-19751-MK	Body Wood Mounting Kit. Coupe. Provides all hardware to mount body wood to steel body. (212 pcs.)		1930-31	13.95 kit

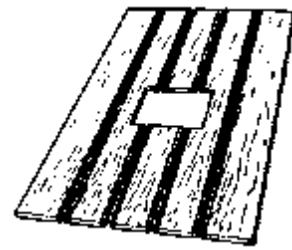


# Model A Parts

**Part # Description Req'd. Years Price**

## Headers Body & Top Wood

A-19752	Top Wood Kit. Oak. 45-B Coupe. All the wood needed above the doors including the header.	1	1930-31	489.95 kit
A-19752-MK	Top Wood Mounting Kit. Coupe. Provides all hardware to mount top wood to steel top. (226 pcs)		1930-31	23.95 kit
A-19753	Body Wood Kit. 55-B Tudor Sedan. Kiln dried ash. All the body shell area less top wood.	1	1930-31	424.95 kit
A-19754	Top Wood Kit. Oak. 55-B Tudor Sedan. All the wood needed above the doors including the header & top wood corners.	1	1930-31	644.95 set
A-19754-HB	Header Steel Brackets. Laser cut. Connects the wood header to the wood top side rails. Fits Closed Cab Truck mid-1930-31 & Tudor Sedan.	1	1930-31	49.95 pr.
A-19754-HBS	Header Brackets Screw Set. (20 pcs.) Fastens steel header brackets to wood header and side top rail. Mid 1930-31 Closed Cab Truck. Tudor	1	1930-31	2.95 set
A-19754-MK	Top Wood Mounting Kit. Tudor Sedan. Provides all hardware to mount top wood to steel body. (188 pcs.)		1930-31	23.95 kit
A-19755	Top Wood Corners for Tudor Sedan. The rear upper corner wood where the roof molding is tacked in place.	1	1928-31	81.50 pr.
A-19756	Nails for body/trim. (100 per bag)		All years	2.25 bag
A-19756-SS	Nails for body/trim. Stainless. (100 per bag)		All years	2.95 bag



## Body Mounting Parts

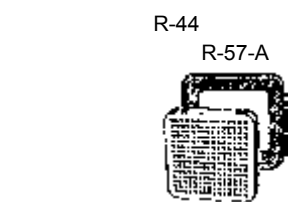

A-19801	Body Mounting Blocks. Oak w/ rubber mounting pads. Coupe & Roadster. (12 pcs.)	1	1928-29	57.95 set
A-19802	Body Mounting Blocks. Oak w/ rubber mounting pads. Phaeton. (10 pcs.)	1	1928-29	57.95 set
A-19803	Body Mounting Blocks. Oak w/ rubber mounting pads. Tudor Sedan. (7 pcs.)	1	1928-29	64.95 set
A-19804	Body Mounting Blocks. Oak w/ rubber mounting pads. Tudor Sedan. (7 pcs.)	1	1930-31	69.95 set
A-19805	Body Mounting Blocks. Oak w/ rubber mounting pads. Coupe & Roadster. (12 pcs.)	1	1930-31	57.95 set
A-19807	Body Mounting Blocks. Oak w/ rubber mounting pads. Fordor Phaeton. (10 pcs.)	1	1930-31	57.95 set
A-19808	Body Mounting Blocks. Oak w/ rubber mounting pads. A & AA Clo. Cab Truck. (6 pcs)	1	1928-29	41.95 set
A-19809	Body Mounting Blocks. Oak w/ rubber mtg. pads. A & AA Closed Cab Truck. (6 pcs.)	1	1930-31	41.95 set
A-19810	Bed Wood Set. Hardwood. Standard Bed Pickup.	1	1928-31	362.95 set
A-19812	Body Wood. Including belt rail & seat back wood. Model 76-A, Open Cab Truck, A & AA.	1	1928-29	209.95 set
A-19814	Cab Wood. Including door posts & seat back wood. Model 82-A, Closed Cab Truck, A & AA.	1	1928-29	289.95 set
A-19816	Top Wood. All the wood above the doors including the header. A & AA Closed Cab Truck, Model 82-A.	1	1928-29	489.95 set
A-19816-MK	Pickup Top Wood Mounting Kit. Provides all hardware to mount top wood to Closed Cab Truck (72 pcs.)	1	1928-29	8.95 kit

# Model A Parts

**Part # Description Req'd. Years Price**

## Body Mounting Parts

A-19817	Cab Wood & Seat Back Wood for Closed Cab Truck, A & AA. Model 82-B.	1	1930-31	232.95 set
A-19817-S	Top Wood 1931 ALL STEEL TOP. All the wood above the doors including the header	1	1931	359.95 set
A-19818	Top Wood. All the wood above the doors including the header. A & AA Closed Cab Truck, Model 82-B.	1	1930-31	414.95 set
A-19818-HB	Header Steel Brackets. Laser cut. Connects wood header to top wood side rails. Closed Cab Truck.	1	1930-31	49.95 pr.
A-19818-MK	Pickup Top Wood Mounting Kit. Provides all hardware to mount top wood to Closed Cab Truck. (255 pcs.)	1	1930-31	19.95 kit
A-19820	Pickup Bed Mounting Blocks. Two large blocks holding bed to frame. All holes drilled as original. Includes tail light mounting block. (Set of 3 pcs.)	1	1928-31	86.95 set



## Model A Rubber Parts Door Rubber Bumper Sets

R-1	Door Bumper Set. Coupe, Tudor, Sport Coupe & Cabriolet. (set of 10 pcs.)	1	1928-29	7.95 set
R-1-A	Door Bumper Set. Coupe, Tudor, Sport Coupe & Closed Cab Truck. (set of 10 pcs.)	1	1930-31	7.95 set
R-2	Door Bumper Set. All Briggs & Murray Fordor Sedans. (set of 20 pcs.)	1	1928-31	11.95 set
R-4	Door Bumper Set. Roadster & Roadster Pickup. (set of 12 pcs.)	1	1928-29	7.95 set
R-4-A	Door Bumper Set. Roadster, Roadster Pickup & Tudor Phaeton. (set of 12 pcs.)	1	1930-31	7.95 set
R-5	Door Bumper Set. Cabriolet. No Slant Windshield. (set of 10 pcs.)	1	1930-31	7.95 set
R-6	Door Bumper Set. Phaeton. (set of 24 pcs.)	1	1928-29	12.95 set
R-6-A	Door Bumper Set. Phaeton. (set of 24 pcs.)	1	1930-31	12.95 set
R-7	Door Bumper Set. Closed Cab Pickup. (12 pcs.)	1	1928-29	7.95 set
R-8	Door Bumper Set. Slant Windshield, Fordor. (set of 16 pcs.)	1	1931	14.50 set
R-12	Door Bottom T Rubber. Fits bottom of doors. Takes 1 set for Roadster & 2 sets for Phaeton.		1928-31	3.95 set
R-13	Door Bottom H Rubber. Fits bottom of Closed Car & Truck. (Takes 2 sets for Fordor Sedan)		1928-31	5.50 set
R-15	Rear Window Rubber Bumpers w/ Screws. Used when top is down. Open Car. (4 pcs.)	1	1928-31	2.95 set
R-43	Trunk Lid Bumper Set. The 2 bumpers at the lower corners of the trunk lid.	1	1928-34	1.95 set
R-44	Rumble Lid Bumper Set. The rubber stops for rumble lid conversions. (set of 4)	1	1928-39	4.95 set
R-57	Mounting Pad for Step Plate on Fender. Round rubber. Gives a snug fit to A-19403-A.	1	1930-31	1.50 ea.
R-57-A	Mounting Pad for Step Plate on Fender. Square rubber. Gives a snug fit to A-19402-A.	1	1928-29	1.95 ea.
R-80	Front Windshield Rubber. For 1926-31 Closed Car & 1928-34 Closed Cab Truck.	1		4.95 set




# Model A Parts

Part #	Description	Reqd. Years	Price
<b>Model A Rubber Parts Door Straps</b>			
R-81	Header Rubber. Fits at upper hinge. 1928-31 Closed Car & 1932-34 Pickup.		3.95 set
R-82	Windshield Glass Setting Material. Authentic cloth backed rubberized cork glass bedding to set the glass in the windshield frame. 3/64" thick. 11 ft roll. Closed vehicles.	1928-31	8.95 roll
R-83	Front Windshield Rubber Set. Open Car.	1 1928-29	4.95 set
R-83-A	Front Windshield Rubber Set. Open Car.	1 1930-36	4.95 set
R-84	Rear (Back) Window Rubber. 1928-36 Closed Car. (Also 1928-34 Comm.)		4.50 set
R-85	Quarter & Rear Window Rubber. For both windows. Coupe.	1 1928-41	8.95 set
R-88	Door Check Strap. 6" loop type. For any 'A' with side mounted spare.	1928-34	3.50 ea.
R-89	Door Check Strap. 7" loop type. For most trucks w/ plain fenders.	1928-34	2.95 ea.
R-90	Door Check Strap. 8" loop type. For any Coupe, Tudor w/ plain fenders.	1928-34	3.50 ea.
R-92	Door Check Strap. 10-1/2" T head style. Used on many types of 'A' & V-8 Fords. Fordor, rear doors.		5.95 ea.
R-93	Rubber Stops for Metal Door Check Arms.	1928-36	1.50 pr.
R-94	Door Check Arms. Steel w/rubber stops. Coupe, Sedan & Commercial.	1 1928-48	5.50 pr.
R-94-B	Check Arm Internal Bracket. Bracket is spot welded to door to hold R-94. Order 1 set per door. Closed Vehicle.	1928-31	5.95 set
R-96	Leather Door Check Straps with Screws & Brackets. Roadster, Phaeton, Roadster PU.	1928-34	29.95 set
<b>Model A Sheet Metal Replacement Parts</b>			
PA-1	Inner Curved Panel. In rear of rumble seat with 4 grooves like original. 1928-31 Roadster & 1930-31 Coupe.	1	103.95 ea
PA-2	Inner Rear Panel. For Standard Roadster & Coupe without rumble seat.	1 1928-31	84.95 ea.
PB-1	Platform Section. Original design. Rumble cushion rests on this.	1 1928-31	105.95 ea.
PB-4	Rumble Hinge Braces. Hinges bolt to this. Coupe & Roadster. 17-1/4" to floor.	1 1928-29	68.95 pr.
PB-5	Rumble Hinge Braces. Hinges bolt to this. Coupe & Roadster. 18-1/4" to floor.	1 1930-31	68.95 pr.
PB-7	Inner Triangular Corner Plates in Trunk or Rumble Compartment. Coupe & Roadster.	1 1928-31	84.95 pr.
PB-8	Trunk or Rumble Front Braces. Rain gutters to fender panel front braces. Coupe, 23-1/2" to floor. Roadster, 22-1/2" to floor.	1 1928-29	68.95 pr.
PB-9	Trunk or Rumble Front Braces. Rain gutters to fender panel front braces. Coupe & Roadster. 17-1/4" to floor.	1 1930-31	68.95 pr.
PC-1	Floor Pan in Trunk or Rumble Area. Angled floor. Fits 1928-29 Coupes & All 1928-31 Roadsters.	1	84.95 ea.



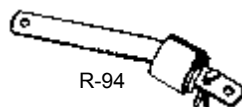
R-83-A



R-88/89/90



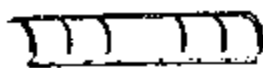
R-92



R-94



R-96




PA-1



PB-1



PB-7



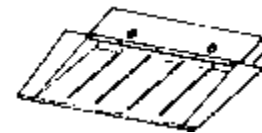
PC-1



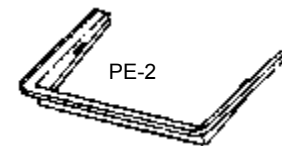
PC-2



PD



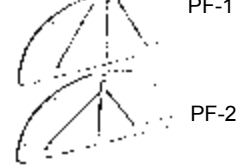
PE-1




PE-2



PF-1




PF-2



PF-3



PF-4



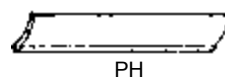
PG

# Model A Parts


Part #	Description	Reqd. Years	Price
<b>Model A Sheet Metal Replacement Parts</b>			
PC-2	Floor Panel. Fits in trunk or rumble area. Flat floor. Die stamped. (Ribs face up). Coupe Only.	1 1930-31	42.95 ea.
PC-3	Floor Pan. Cabriolet 68B. Has 4 sides with 3 turned up edges. Slant Windshield only. USA.	1 1930-31	69.95 ea.
PC-4	Floor Pan Under Seat. Die stamped steel. Closed Cab Truck.	1 1928-29	64.95 ea.
PC-4-B	Floor Pan Under Seat. Die stamped steel. Closed Cab Truck.	1 1930-31	68.95 ea.
PC-5	Floor Pan Under Front Seat. For Cabriolet, 68-C; S/W Fordor; Late 1931 Coupe. 11 - 1/2 x 27-1/2 x 2-1/2 deep. (X design).	1 1930-31	69.95 ea.
PC-6	Panel Under Front Seat Platform. Die stamped steel. Coupe.	1 1930-31	98.95 ea.
PC-7	Panel Under Rear Seat Frame. (Less floor hump) Tudor Sedan.	1 1928-29	84.95 ea.
PC-8	Panel Under Rear Seat Frame. (Less floor hump) Tudor Sedan.	1 1930-31	84.95 ea.
PC-9	Rear Hump over Crossmember. Tudor & Fordor Sedan.	1 1928-31	67.50 ea.
PD	Riser. Backrest spring fits on this item. Roadster & Coupe.	1 1930-31	98.95 ea.
PD-1	Riser. Backrest spring fits on this item. Roadster & Coupe.	1 1928-29	98.95 ea.
PD-2	Riser. Backrest spring fits on this item. Sport Coupe & Cabriolet.	1 1930-31	69.95 ea.
PE-1	Curtain Pan Under Front Seat. Roadster & Touring.	1 1928-31	104.95 ea.
PE-2	Front Seat Platform for Front Cushion. Roadster & Touring. (Not for Roadster Pickup).	1 1928-29	104.95 ea.
PE-3	Front Seat Platform for Front Cushion. Standard Coupe, Sport Coupe & Cabriolet.	1 1928-29	104.95 ea.
PE-4	Front Seat Platform for Front Cushion. Roadster & Touring. (Not for Roadster Pickup).	1 1930-31	114.95 ea.
PE-5	Front Seat Platform for Front Cushion. Attaches to seat assembly. Holds front cushion. Coupe.	1 1930-31	99.95 ea.
PF-1	Rear Inner Fender Panels. Die formed. Roadster.	1 1928-31	54.95 pr.
PF-2	Rear Inner Fender Panels. Die formed. Cabriolet & Coupe.	1 1928-31	54.95 pr.
PF-3	Rear Inner Fender Panels. Die formed. Fordor Sedan, Briggs & Murray.	1 1928-31	54.95 pr.
PF-4	Rear Inner Fender Panels. Die formed. Tudor Sedan.	1 1928-31	89.95 pr.
PG-1	Outside Rear Panel. Fits below rumble or trunk lid. High panel 9-1/2". Roadster.	1 1928-29	74.95 ea.
PG-2	Outside Rear Panel. Fits below rumble or trunk lid. Low panel 7-3/4". Coupe & Sport Coupe.	1 1928-29	74.95 ea.

# Model A Parts


Part #	Description	Reqd.	Years	Price
<b>Model A Sheet Metal Replacement Parts</b>				
PH	Outside Rear Panel. Fits below rumble or trunk lid molding at bottom. High panel, 9 1/4" Roadster & Coupe.	1	1930-31	74.95 ea.
PH-1	Panel Above Rumble Lid. Roadster only. A-19400 fits this. (Will not do for Coupe)	1	1928-29	239.95 ea.
PH-2	Panel Above Rumble Lid. Roadster only. A-19400 fits this. (Will not do for Coupes)	1	1930-31	239.95 ea.
PH-5	Panel Above Windshield - Under Visor. Coupe & Tudor Sedan.	1	1928-29	99.95 ea.
PH-6	Panel Under Sun Visor. Town Sedan & Fordor Sedan.	1	1928-29	69.95 ea.
PH-8	Panel Under Sun Visor. Coupe & Fordor, except Slant Windshield.	1	1930-31	79.95 ea.
PH-9	Panel Under Sun Visor. Tudor Sedan & Closed Cab Truck.	1	1930-31	79.95 ea.
PJ-1	Front Quarter Patch Panels. Die formed. Right & left.	1	1930-31	22.50 pr.
PJ-2	Front Quarter Patch Panels. Fits from gas tank down to frame. Fits all except Fordor Sedans & Cabriolets.	1	1928-29	174.95 pr.
PJ-3	Rear Quarter Patch Panels. Coupe, Cabriolet & Sport Coupe.	1	1928-29	36.95 pr.
PJ-4	Rear Quarter Patch Panels. Tudor Sedan.	1	1928-29	26.95 pr.
PJ-5	Rear Quarter Patch Panels. Roadster.	1	1928-29	34.95 pr.
PJ-6	Rear Quarter Patch Panel. Roadster Pickup. Stamped Steel.	1	1928-29	24.95 pr.
PJ-8	Rear Quarter Patch Panels. Coupe.	1	1930-31	56.95 pr.
PJ-10	Rear Quarter Patch Panels. Tudor.	1	1930-31	27.95 pr.
PJ-12	Rear Quarter Patch Panels. Roadster.	1	1930-31	27.95 pr.
PJ-15	Rear Lower Body Patch Panel. Repairs rusted out area of Tudor Sedan. 48"x5".	1	1928-29	36.95 ea.
PJ-16	Rear Corner Patch Panels. Die stamped steel. Coupe, Roadster, & Sport Coupe.	1	1928-29	34.95 pr.
PJ-17	Rear Corner Patch Panels. Die stamped steel. Coupe & Roadster.	1	1930-31	42.00 pr.
PJ-18	Rear Corner Patch Panels. Tudor Sedan & Fordor Phaeton.	1	1930-31	34.95 pr.
PJ-19	Rear Lower Body Patch Panel. Tudor Sedan. This rear lower body patch panel w/ beaded contour. Repairs rusted out area. 48"x5".	1	1930-31	62.95 ea.
PJ-32	Rear Quarter Patch Panels. Tudor Sedan.	1	1932	34.95 pr.
PJ-33	Front Quarter Patch Panels. Die stamped.	1	1933-34	27.50 pr.
PJ-34	Rear Quarter Patch Panels. Tudor Sedan.	1	1933-34	34.95 pr.
PK	Body Cross Channels. Floor pans are fastened to these channels. Open & Closed Vehicles (Except 1930-31 Coupe) (3 pc. set)	1	1928-31	94.95 set
PK-1	Body Cross Channels. (3 pc.set) Floor pans are fastened to these channels. Coupe only.	1	1930-31	94.95 set
PK-10	Outer Rear Crossmember. Coupe & Roadster.	1	1928-31	214.50 ea.
PK-11	Outer Rear Crossmember. Tudor Sedan.		1928-31	214.50 ea.
PL-CC	Closed Cab Pickup Door Skins.		1928-29	199.95 pr.




PH




PH-8



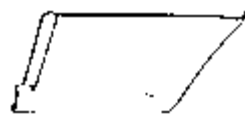
PJ-1



PJ-3/4



PJ-10



PJ-32 & PJ-34

# Model A Parts

Part #	Description	Reqd.	Years	Price
<b>Model A Sheet Metal Replacement Parts</b>				
PL-1	Door Bottom Patch Panels. Cpe. & Sport Cpe.	1	1928-29	29.95 pr.
PL-2	Door Bottom Patch Panels. Coupe.	1	1930-31	78.95 pr.
PL-3	Door Bottom Patch Panels. Roadster & Roadster Pickup.	1	1928-29	59.95 pr.
PL-4	Door Bottom Patch Panels. Roadster.	1	1930-31	42.95 pr.
PL-5	Door Bottom Patch Panels. Tudor Sedan and Closed Cab Pickup.	1	1930-31	78.95 pr.
PL-6	Door Bottom Patch Panels. Tudor Sedan.	1	1928-29	29.95 pr.
PL-7	Door Bottom Patch Panels. 33-3/4" long x 6" high. Fits 1931 Victoria & A-400.	1	1931	49.95 pr.
PL-7A	Door Bottom Inner Patch Panels. Victoria & A400.		1930-31	44.95 pr.
PL-8	Door Garnish Moldings. 26-15/16" long. Coupe & Tudor Sedan.	1	1928-29	104.95 pr.
PL-10	Door Garnish Moldings. 26" long. Coupe.	1	1930-31	104.95 pr.
PL-11	Door Garnish Moldings. 27-7/16" long. Tudor & Pickup Truck.	1	1930-31	104.95 pr.
PL-12	Rear Side Window Garnish Moldings. 37" long. Tudor.	1	1928-31	104.95 pr.
PL-15	Door Bottom Inner Patch Panels. Coupe and Tudor Sedan.	1	1928-29	42.95 pr.
PL-16	Door Bottom Inner Patch Panels. Coupe.	1	1930-31	37.50 pr.
PL-17	Door Bottom Inner Patch Panels. Tudor & Closed Cab Truck.	1	1930-31	42.95 pr.
PL-18	Door Header Strips. Fits above doors on body 28-1/8" long. All bodies except 1930-31 Coupes & Fordors.	1	1928-31	74.95 pr.
PL-20	Door Header Strips. Fits above doors on body. 27" long. Coupe.	1	1930-31	29.95 pr.
PL-29	Window Felt Retainer Channel. Holds felt in place. It is spot welded to edge of door, 16-1/2" overall length. Fits hinge side of right door & lock side of left door w/ rivet to attach bottom. All Coupes & Tudor Sedans.	1	1928-29	9.95 ea.
PL-29L	Window Felt Retainer Channel as above. Fits hinge side of left door & lock side of right door w/ rivet for bottom. All Coupes & Tudor Sedans.	1	1928-29	9.95 ea.
PL-30	Window Felt Retainer Channel as above. Fits hinge side of right or left door w/ rivet to attach bottom. Mid 1930-31 Truck & Tudor Sedan.	1	1930-31	10.95 ea.
PL-30LL	Window Felt Retainer Channel as above. Fits lock side of left door w/ rivet to attach bottom. Mid 1930-31 Truck & Tudor Sedan.	1	1930-31	10.95 ea.
PL-30LR	Window Felt Retainer Channel as above. Fits lock side of right door w/ rivet to attach bottom. Mid 1930-31 Truck & Tudor Sedan.	1	1930-31	10.95 ea.
PL-31HL	Window Felt Retainer Channel as above. Fits hinge side left door w/ rivet to attach bottom. All Coupes.	1	1930-31	10.95 ea.
PL-31HR	Window Felt Retainer Channel as above. Fits hinge side right door w/ rivet to attach bottom. All Coupes.	1	1930-31	10.95 ea.



PL-2



PL-8

# Model A Parts

**Part # Description Req'd. Years Price**

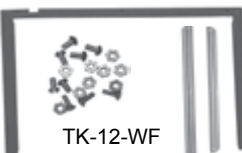
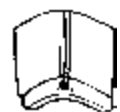
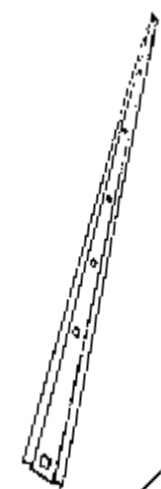
## Model A Sheet Metal Replacement Parts

PL-31LL	Window Felt Retainer Channel as above. Fits lock side left door w/ rivet to attach bottom. All Coupes.	1	1930-31	10.95 ea.
PL-31LR	Window Felt Retainer Channel as above. Fits lock side right door w/ rivet to attach bottom. All Coupes.	1	1930-31	10.95 ea.
PV-29	Sun Visor. Coupe & Sedan.	1	1928-29	74.95 ea.

## Truck Parts

Gaslight's Truck Section is designed with the truck restorer in mind. Although many parts fit Passenger Cars as well as Trucks, this section will showcase those parts that are identified with Ford Trucks from 1926-52.

TK-1	Metal Bed Strips. Die stamped. (Set of 4) Pickup Truck. (Not for Wide Bed)	1	1928-31	69.95 set
TK-2	Center Bed Plate. Pickup Truck.	1	1928-31	29.95 ea.
TK-3	Dispatch Pocket w/Mounting Hardware. Also used for maps, etc. Fits on pass. side kick panel.	1	1930-34	22.95 ea.
TK-4	Rear Quarter Patch Panels. Roadster Pickup.	1	1928-29	22.95 pr.
TK-5	Pickup Cab Rear Corner Patch Panels.	1	1930-31	34.95 pr.
TK-6	Lower Panel at Rear of Cab. 48" wide. Beaded edge. A & AA Closed Cab Truck.	1	1930-31	62.95 ea.
TK-7	Door Bumper Set. Roadster Pickup. (12 pcs.)	1	1928-29	7.95 set
TK-8	Door Bumper Set. Closed Cab Truck. (10 pcs.)	1	1928-29	7.95 set
TK-9	Door Bumper Set. Closed Cab PU. (10 pcs.)	1	1930-31	7.95 set
TK-9-A	Door Bumper Set. Roadster Pickup. (12 pcs.)	1	1930-31	7.95 set
TK-10	Door Latch Assembly. Right hand. Closed Cab Truck.	1	1930-31	24.95 ea.
TK-10-A	Door Latch. Right hand. Closed Cab Pickup. (A-19071-A / D-127)	1	1928-29	119.95 ea.
TK-11	Door Latch Assembly. Left hand. Closed Cab Truck.	1	1930-31	29.95 ea.
TK-11-A	Door Latch. Left hand. Closed Cab Pickup. (A-19072-A / D-128)	1	1928-29	119.95 ea.
TK-12	Door Garnish Moldings. 27-3/8" long. Closed Cab Truck. (Use A-19068 stainless steel screw set)	1	1928-29	104.95 pr.
TK-12-A	Door Top Cover. Closed Cab Truck.	2	1930-31	57.95 ea.
TK-12-P	Door Lever Anti-Rattler Pads. Fits TK-12.	1	1928-29	3.50 pr.
TK-12-WF	Inside Door Window Frames w/Brackets & Fittings. Closed Cab Truck.	1	1926-29	134.95 pr.
TK-13	Door Garnish Molding. 27-7/16" long. Closed Cab Pickup.	1	1930-31	104.95 pr.
TK-13-A	Upper Door Seal at Belt Molding w/Mounting Strips. Pickup.	1	1930-31	8.95 pr.
TK-14	Window Channel Kit. All channels & clips for 2 doors. Pickup Truck.	1	1926-29	54.95 kit
TK-14-A	Window Channel Kit. All channels & clips for 2 doors. Closed Cab Truck.	1	1930-31	54.95 kit
TK-15	Window Regulator Assy. Right side. 3 hole mounting. Closed Cab Truck.	1	1928-34	36.50 ea.
TK-16	Window Regulator Assy. Left side. 3 hole mounting. Closed Cab Truck.	1	1928-34	36.50 ea.



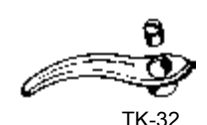


# Model A Parts

**Part # Description Req'd. Years Price**

## Truck Parts

Gaslight's Truck Section is designed with the truck restorer in mind. Although many parts fit Passenger Cars as well as Trucks, this section will showcase those parts that are identified with Ford Trucks from 1926-52.

TK-16-A	Metal Glass Channel for Doors.	2	1928-31	8.95 ea.
TK-17	Door Bottom Patch Panels. A & AA Truck.	1	1928-29	78.95 pr.
TK-17-A	Door Bottom Inner Patch Panels. A & AA Closed Cab Truck.	1	1928-29	44.95 pr.
TK-18	Door Bottom Patch Panels. Closed Cab Truck.	1	1930-31	78.95 pr.
TK-18-A	Door Bottom Inner Patch Panel. Closed Cab Truck.	1	1930-31	42.95 pr.
TK-19	Seat Bottom Cushion Frame for Roadster Pickup Only.		1928-29	94.95 ea.
TK-19-A	Floor Pan Under the Seat Frame for Roadster Pickup Only.		1928-29	64.95 ea.
TK-20	Floor Pan Under Seat. Die stamped steel. Closed Cab Truck.	1	1928-29	64.95 ea.
TK-20-B	Floor Pan Under Seat. Die stamped steel. Closed Cab Truck.	1	1930-31	68.95 ea.
TK-21	Seat Platform for Bottom Cushion. Closed Cab Pickup.	1	1928-29	94.95 ea.
TK-22	Seat Platform for Bottom Cushion. Closed Cab Pickup	1	1930-31	94.95 ea.
TK-25	Seat Riser Support at Back of Cab on Floor. (Often called rear cab cross member).	1	1930-31	84.95 ea.
TK-27	Pickup Bed Panel Between Cab & Bed. Open & Closed Cab.	1	1928-31	48.95 ea.
TK-28	Pickup Bed Front Panel w/Top Corner Brackets. Standard Bed Pickup.	1	1928-31	134.95 ea.
TK-29	Rain Gutters. Stamped steel w/ inserts & fasteners, 30- 3/4" long. Closed Cab Pickup.	1	1928-29	38.50 pr.
TK-29-HD	Hinge to Door Hardware. Screws and star washers to fasten three hinges to one door. Closed Cab Truck.	1	1928-29	2.95 set
TK-29-HP	Hinge to Door Post Hardware. Screws and square nuts to fasten three hinges to one door post. Closed Cab Truck.	1	1928-29	2.95 set
TK-29RK	Door Latch Repair Kit. Contains all springs, screws & rivets needed to repair both door latches. Closed Cab Truck.	1	1926-29	15.95 kit
TK-30	Rain Gutters. Stamped steel w/ fabric insert & fasteners, 31-3/4" long. Closed Cab Pickup.	1	1930-31	36.50 pr.
TK-31	Outside Door Handle. Closed Cab Pickup.	2	1926-29	29.95 ea.
TK-32	Inside Door Opener w/ Sleeve Nut. Closed Cab.		1930-31	9.95 ea.
TK-33	Window Riser Handle. Standard style. Used on Closed Cab Truck.		mid '24- mid '30	10.95 ea.
TK-33-D	Window Riser Handle. Scroll style. Closed Cab Truck. June 1930-31		1930-31	10.95 ea.
TK-34	Door Handle. Non-locking. Chromed. Closed.	1	1930-31	29.95 ea.
TK-35	Door Handle. Locking. Chromed. Closed.	1	1930-31	34.50 ea.
TK-36	Sun Visor Framework. Closed Cab Pickup.	1	1928-29	98.95 ea.



# Model A Parts



TK-41



TK-43



TK-53



TK-55

Part #	Description	Reqd.	Years	Price
<b>Truck Parts</b>				
TK-36-C	Sun Visor Kit. Cobra long grain material. Matches the top material for a trim appearance of the visor. Closed Cab Truck.	1	1928-29	29.95 kit
TK-37	Sun Visor Kit. Cobra long grain material. Outside Wiper Arm. Black. Closed Cab Pickup.	1	1928-31	2.95 ea.
TK-38	Outside Mirror. Painted black. Mounts on door post. Closed Cab Truck.	1	1928-29	29.50 ea.
TK-38-H	Outside Mirror. Hinge type. Closed Cab Truck.	1	1930-31	29.50 ea.
TK-39	Panel Under the Sun Visor. Closed Cab Truck.	1	1928-29	64.95 ea.
TK-40	Panel Under the Sun Visor. Closed Cab Truck.	1	1930-31	69.95 ea.
TK-41L	Roof Panel Over Door. Goes up to the rib rail. Left side. Closed Cab Truck.	1	1930-31	184.95 ea.
TK-41R	Roof Panel Over Door. Goes up to the rib rail. Right side. Closed Cab Truck.	1	1930-31	184.95 ea.
TK-42	Inside Rear Window Frame with Hardware. Closed Cab Truck.	1	1928-29	31.95 ea.
TK-43	Inside Rear Window Frame. This authentic stamping is from a Ford print. Closed Cab.	1	6/30-34	79.50 ea.
TK-44	Rear Window Frame Corner Brackets. Used to attach the rear window frame to the Closed Cab Truck. (4 pc. set).	1	1930-31	22.50 set
TK-45	Mud Shield for Tail Lamp Wiring. This shield fits at rear of T/L & protects wiring from mud.	1	1929-48	4.95 ea.
TK-46	Drum Tail Lamp Bracket. Malleable iron casting. Pickup, Panel & Bus.	1	1928-29	14.95 ea.
TK-47	Pickup Tail Lamp Bracket for A-13405-SL. 1929-30 & 1929-31 AA Truck. (Also V-8 Pickup thru 1937).	1		7.95 ea.
TK-48	Tail Lamp Bracket. Fits Commercial Vehicles 1930-31 Panel & Deluxe Pickup Deluxe and Special Deliveries.	1	1929-31	13.95 ea.
TK-49	Oak Block. For tail lamp bracket. Pickup. Used for mounting T/L bracket under side of left rear pickup box. Includes 6 pc. mounting bolt set.	1	1928-31	4.50 ea.
TK-50	Door Striker Plate w/ Mounting Hardware. Fits on door post. (2 pc. set). Closed Cab Truck.	2	1928-29	9.95 ea.
TK-50-S	Door Striker Shield Plate. Nails to door post to hold weather stripping. (4 nails included) Closed Cab Truck	2	1928-29	6.25 ea.
TK-51	Female Dovetail. 4 hole type. Stamped steel with mounting hardware. Fits on door post. Closed Cab Truck.	2	1928-29	9.95 ea.
TK-52	Male Dovetails. 4 hole. Chrome plated. Closed Cab Truck.	1	1928-29	4.95 pr.
TK-53	Door Striker Plate w/Mounting Screws & Washers. Closed Cab Truck.	2	1930-31	3.95 ea.
TK-53-A	Dovetails. 2 hole Chrome plated. Closed Cab Truck.	1	Late'30-31	4.50 pr.
TK-54	Pickup Bed Bolt & Washer Set.	1	1928-31	14.95 set
TK-55	Tailgate Chain Hook. Authentic gauge & shape. <b>State Year:</b> 1926-37 or 1938-52.	2		5.25 ea.
TK-56	Tailgate Hook Retainer Springs.	1	1938-50	8.25 pr.

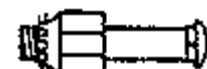
# Model A Parts



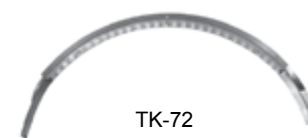
TK-62



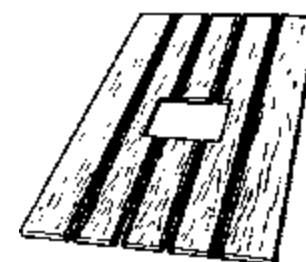
TK-67



TK-70



TK-72



TK-89

Part #	Description	Reqd.	Years	Price
<b>Truck Parts</b>				
Gaslight's Truck Section is designed with the truck restorer in mind. Although many parts fit Passenger Cars as well as Trucks, this section will showcase those parts that are identified with Ford Trucks from 1926-52.				
TK-57	Tailgate Chain. Authentic gauge. (16 links) <b>State Year:</b> 1926-31 & 1931-37.	2		3.75 ea.
TK-58	Tailgate Chain. Authentic gauge & style links. (13 links)	2	1938-52	4.25 ea.
TK-60	Tailgate Chain Cover. Black. Authentic grained material.	2	1926-37	3.95 ea.
TK-62	Tailgate Chain Top Link. Rolled iron. Must be welded to fit.	2	1926-37	2.95 ea.
TK-63	Tailgate Chain Top Link. Must be welded to fit cast steel.	2	1938-50	9.95 ea.
TK-64	Tailgate Chain Bracket. Stamped steel. Rivets to Pickup box sides. <b>State year</b> 1926-31 & 1931-37.	2		8.25 ea.
TK-65	Tailgate Chain Bracket. Stamped steel. Rivets to Pickup box sides.	2	1938-50	5.95 ea.
TK-67	Tailgate Hinges. Stamped steel. Drilled and ready to mount. Std. Bed Pickup. ( set of 2)	1	1926-31	16.50 set
TK-68	Tailgate Hinge Set. Stamped steel hinges. Drilled & ready to mount. Wide Bed Truck. (Set of 3)	1	1931-36	13.95 set
TK-70	Tailgate Hinge Bolt w/Nut & Pin. Special design bolt that fits TK-67 hinge.	2	1926-31	5.50 ea.
TK-72	Bed Spacers. Fender to bed. Stamped steel. Fastens to bed sides.	1	1928-31	149.95 pr.
TK-74	Z-Brackets. Bed sills to frame. Pickup. (Holds TK-94 to subframe)	1	1928-31	48.95 pr.
TK-79	Pickup Wagon Box Rivet Set. (set of 4)	1	1926-39	.95 set
TK-81	Pickup Round Head Rivets for Bed Center Plate & Fender Spacers. (set of 4)	1	1928-31	.95 set
TK-82	Cab to Frame Bolt Set. Proper mounting bolts w/ instructions. Open or Closed Cab.	1	1928-29	6.95 set
TK-83	Cab to Frame Bolt Set. Proper mounting bolts w/ instructions. Open or Closed Cab.	1	1930-31	8.95 set
TK-84	Pickup Box to Frame Bolt Set. Proper mounting bolts w/ instructions. Std. Bed Only. (22 pcs.)	1	1928-31	6.50 set
TK-85	Header. All Closed Cab Truck Model 82-A, A & AA.	1	1928-29	92.95 ea.
TK-86	Header. Closed Cab Truck 82-B Including Deluxe Delivery 130-B & all Steel Top Pickup 66-A.	1	1930-31	139.95 ea.
TK-87	Body Mounting Blocks w/Rubber Mounting Pads. A & AA Closed Cab Truck.	1	1928-29	41.95 set
TK-88	Body Mounting Blocks w/Rubber Mounting Pads. A & AA Closed Cab Truck.	1	1930-31	41.95 set
TK-89	Bed Wood Set. Hardwood. Standard Bed Pickup.	1	1928-31	362.95 set
TK-90	Body Wood. Includes door posts & seat back wood. Model 76-A, A & AA. Open Cab Truck.	1	1928-29	209.95 set

# Model A Parts

Part #	Description	Reqd.	Years	Price
<b>Truck Parts</b>				
TK-91	Cab Wood. Body wood including door posts & seat back wood. A & AA Closed Cab Truck. Model 82-A.	1	1928-29	289.95 set
TK-92	Top Wood. All the wood above the doors including the header. A & AA Closed Cab Truck. Model 82-A.	1	1928-29	382.50 set
TK-92-T	Cab Wood & Seat Back Wood for Closed Cab Truck. A & AA. Model 82-B.	1	1930-31	232.95 set
TK-93	Top Wood. All the wood above the doors including the header. Closed Cab Truck. A & AA. Model 82-B.	1	1930-31	414.95 set
TK-93-HB	Header Steel Brackets. Laser cut. Connects wood header to wood top side rails. Closed Cab Truck.	1	1930-31	49.95 pr.
TK-93-RB	Truck Roof Rail Bracket. Closed Cab. The 'T' shaped bracket connects top wood side rail to top of door post. Includes hardware. (14 pcs.) A & AA Truck. USA.	2	mid '30-1931	12.95 ea.
TK-93-T	Top Covering Kit. Includes black long grain top material, black lining, hide 'um welt tacks, sealant & complete instructions. Closed Cab Truck. <i>Specify Year.</i>	1	1928-31	116.95 kit
TK-94	Pickup Bed Mounting Blocks. 2 large blocks holding bed to frame. All holes drilled as original. Includes tail light mounting block. (3 pc. set)	1	1928-31	86.95 set
TK-95	Tailgate w/ Hinges. Script as original. Standard Bed 41-1/2" wide. (Other years available).		1929-31	289.95 ea.
TK-98	Pickup Bed Sides. Die stamped steel for Model A Pickup Truck. No mounting hardware.	1	1928-31	595.95 pr.
TK-100	Pickup Truck Bed Assembly. Complete. Fully assembled w/ script tailgate. Unpainted. (Crating - \$250.00 extra)	1	1928-31	1,695.00 ea.

## Trim Sets

First quality oval head screws, nuts, & washers. Everything for the interior of the car. Exacting attention is paid to these sets to provide a pleasing appearance.

Description	Sets Fitting 1928-29	Sets Fitting 1930-31
Roadster	TR-10 ..... 7.95 set	TR-20 ..... 7.95 set
Roadster Pickup	TR-11 ..... 7.95 set	TR-21 ..... 13.95 set
Coupe	TR-12 ..... 9.95 set	TR-22 ..... 9.95 set
Tudor Sedan	TR-13 ..... 10.95 set	TR-23 ..... 9.95 set
Closed Cab Trucks	TR-14 ..... 10.95 set	TR-24 ..... 9.95 set
Sport Coupe	TR-15 ..... 9.95 set	TR-25 ..... 9.95 set
Briggs Fordor	TR-16 ..... 18.95 set	TR-26 ..... 22.95 set
Murray Fordor	TR-17 ..... 18.95 set	TR-27 ..... 18.95 set
Phaeton (Touring)	TR-18 ..... 9.95 set	TR-28 ..... 7.95 set
Oval Speedometer Dash	TR-30 ..... 1.25 set	
Round Speedometer Dash		TR-31 ..... 1.25 set
Dash Rail, Stainless Steel	TR-35 ..... 2.95 set	TR-35 ..... 2.95 set
		TR-40 ..... 2.95 set



TR-10



TR-23

# Model A Parts

Part #	Description	Reqd.	Years	Price
<b>Trim Sets</b>				

First quality oval head screws, nuts, & washers. Everything for the interior of the car. Exacting attention is paid to these sets to provide a pleasing appearance.

Description	Sets Fitting 1928-29	Sets Fitting 1930-31
Radiator Apron to Frame & Bumper Arm Bolts	TR-37 ..... 2.50 set	TR-38 ..... 2.50 set
Front Fenders to Frame		TR-40 ..... 2.50 set

## Model A Extras

A-LUBE	<b>Lubrication Chart.</b> Heavy Glossy Poster 17" X 22" with mounting holes ready to hang. Ideal for mounting in your work area. Detail is excellent.	7.50 ea.
A-WP	<b>Model A Ford Poster</b> Has 40 original factory photos of various body styles as well as the memorable 'A' front view. Heavy glossy paper. 25" x 34"	6.95 ea.
A-WPFF	<b>Fabulous Fords Wall Poster.</b> Has 69 original factory photos from Henry's first vehicle in 1896 to the great 1940 Ford. Heavy glossy paper. 25" x 37"	6.95 ea.
FORD-HAT	Adjustable Ford Baseball Hat	5.00 ea.



A-HAT

FORD HAT



Model A Lube Chart



AB-1



AB-3A




AB-3/30



AB-5

## Model A Books

AB-AQ	<b>The Cars That Henry Ford Built</b> A commemorative tribute to America's most remembered automobiles. Contains over 100 full color pictures. Covers 1903 Model A thru 1941 Model 11A. 136 pages.	19.95 ea.
AB-1	<b>Model A Restoration Manual 1928-31</b> Contains basic information to acquaint you with data in all respects to the Model A. 72 pages, 29 illustrations & photos.	11.95 ea.
AB-2	<b>Model A and AA Parts Price List</b> Late 1931 printing. 84 Pages.	8.50 ea.
AB-3	<b>Model A Instruction Book. 1928.</b> Maintenance & repair. 52 pages and 31 illustrations It came with the vehicle.	14.95 ea.
AB-3A	<b>Model A Instruction Book. Late 1931.</b> General maintenance & simple repairs, including AA Truck info. 50 pages with 32 illustration. It came with the vehicle.	14.95 ea.
AB-3/29	<b>Model A Instruction Book. 1929</b> The instruction book provided with the 1929 Model A. This offers many illustrations. 50 pages..	13.95 ea.
AB-3/30	<b>Model A Instruction Book. 1930</b> The instruction book provided with the 1930 Model A. This offers many illustrations. 50 pages.	13.95 ea.
AB-5	<b>Model A Body Parts List—A &amp; AA 1928-31</b> Lengthy listing of all body parts offered when the Model A was being built. No exploded view of body parts. 251 pages.	19.95 ea.





# Model A Parts

Part # Description Req'd. Years Price

## Model A Ford Books

AB-6	<b>Model A Construction, Operation &amp; Repair</b> One of the best books by Victor Page on the Model A Ford, its construction, operation and repair. Many pictures.		35.95 ea.
AB-7	<b>Model A Miseries and Cures</b> Not a technical or authentic restoration manual. A book for the Ford owner who takes pleasure in driving his car and keeping it in good running condition. 225 pages.		29.95 ea.
AB-8	<b>Model A Passenger Car &amp; Model AA Truck Engine/Chassis Manual</b> A Dyke's reprint on the Model A. 40 pages, 64 illustrations.		11.95 ea.
AB-9	<b>Model A Album</b> Photos of most body styles built. Includes charts, articles, parts and accessories. 143 pages. 50 photographs.		23.95 ea.
AB-11	<b>Model A Service Bulletins</b> A compilation of the factory bulletins as supplied to the dealers. 320 pages, 500 illustrations. Hardbound.		32.95 ea.
AB-12	<b>The Ford Model A As Henry Built It</b> A wealth of positive information drawn from the Ford archives for the enthusiasts.		39.95 ea.
AB-13	<b>Model A Restoration &amp; Maintenance Handbook: Volume # 1</b> 58 pages, 73 illustrations.		11.95 ea.
AB-14	<b>Model A Restoration &amp; Maintenance Handbook: Volume #2</b> 59 pages, 115 illustrations.		11.95 ea.
AB-15	<b>The Model A Ford Carburetors</b> A history of the various styles including rebuilding, testing, and operation. 40 pages. 53 illustrations.		12.95 ea.
AB-16	<b>Restoring the Model A &amp; B Carburetor-the 'Rex' Reheis Way</b> Full color, spiral bound, 8-1/2" x 11". 68 pages. Acknowledged as THE book on the Zenith 4 cyl. Carb. 1928-34		26.95 ea.
AB-16-T	<b>Tillotson Carburetors Repair &amp; Restoration 1928-31</b> Spiral bound w/over 50 illustrations.		19.95 ea.
AB-17	<b>Model A Ford Restoration Handbook</b> A book for the novice providing valuable input towards restoration of the 'A'. 160 pages. 42 photos. 64 illustrations.		22.95 ea.
AB-18	<b>Antique Ford Repaint Manual 1928-1936</b> Complete color chip guide to authentic colors for the Fords. 16 pages, 55 illustrations & 30 photographs.		26.95 ea.
AB-19	<b>Henry's Fabulous Model A</b> A large book full of interesting information on the Model A. 111 pages, 96 photographs & 20 illustrations.		21.95 ea.
AB-20	<b>Restoring the Model A Ford Pickup</b> A well illustrated book with over 85 pictures and 50 pages offering more pickup information than any other book.		23.95 ea.
AB-21	<b>AA Truck Shop Manual</b> By author of #AB-4. Informative and useful in AA restoration.		21.95 ea.
AB-22	<b>Model A/AA Ford Truck Owner</b> Adapted from a large 1930 sales document. Contains 500 illustrations of commercial vehicles. 228 pages. Hardbound.		29.95 ea.
AB-23	<b>Those Wonderful Unauthorized Accessories</b> Most of the accessories both obscure & familiar have been assembled in this absorbing book of items available during the A's sales years. 256 pages, 450 illustrations. Softbound.		22.95 ea.



AB-21

AB-23

# Model A Parts

Part # Description Req'd. Years Price

## Model A Ford Books


AB-24	<b>Matchless Model A</b> Take a step back to the assembly line when the product was the Model A. 64 pages, 150 photos.		11.95 ea.
AB-25	<b>Gem From the River Rouge</b> A detailed and non-technical book on the operation and history of this famous Ford factory. Hardbound.		18.95 ea.
AB-26	<b>Restoring the Open Model A</b> This 72 page book covers all 4 years & all body styles. Backed up with factory details & photos of original cars.		23.95 ea.
AB-27	<b>Shop Kinks and Tools</b> This pocket size book gives an insight into the tools of the time. Used on Model A, B & V-8's. Electrical and many other hints. 84 illustrations. 45 pages.		4.95 ea.
AB-28	<b>Improved Features of the New Ford</b> This compact booklet provides general information about then new 1930-31 Fords. 12 photographs. 18 pages.		3.95 ea.
AB-29	<b>The Model A Generator and Starter</b> Complete restoration manual on Model A & B generators & starters including Powerhouse & Abell. 60 pages & over 50 pictures.		17.95 ea.
AB-30	<b>Model A Coupes</b> Practical information about 1930-31 Coupes. Well illustrated and informative data on this popular body style. 175 pages.		32.95 ea.
AB-32	<b>Model A Ford Mechanics Handbook</b> 425 page book with over 500 illustrations dealing with repair & maintenance of the Model A Ford.		39.95 ea.
AB-32-2	<b>Mechanics Model A Handbook, Vol. 2</b> Pages of information on installing top wood kits, door bumpers, rumble conversions, plus several modern items to enhance your driving of the Model 'A'.		32.95 ea.
AB-33	<b>Diagnosing Model A Ford</b> Trouble shooting guide with hundreds of illustrations, including in depth analysis. 200 pages.		28.50 ea.
AB-35	<b>The Model A Engine Manual</b> This step by step manual has special sections on the distributor and oil pump. Over 150 photos, many in color. Spiral bound 112 pages for easy use.		19.95 ea.
AB-36	<b>Advertising the Model A Ford.</b> A collections guide to Model 'A' Ford magazine advertising. Over 400 photographs. By James Thomas.		39.95 ea.



AB-24



AB-25



AB-29




AB-30



AB-32



AB-33



AB-35



AB-36

